

**GENERAL TOURNAMENT RECORDS****MOST TIMES-NEWS CHAMPIONSHIP TITLES**

- 8 Lee Eighmy, Jr. [98, 00, 08, 10, 12, 15-17]
- 7 Mike Shady [02-04, 06 & 13-14, 23]
- 6 Ron Palombi, Jr. [83, 91, 94-95, 99 & 07],
- 5 Pat Malone ◉ [79, 81, 90, 05 & 11], Michael Machuga [97, 19-22]

**MOST CONSECUTIVE CHAMPIONSHIP TITLES**

- 4 Michael Machuga [19-22]
- 3 Mike Shady [02-04], Lee Eighmy, Jr. [15-17]
- 2 Ron Palombi, Jr. [83-91\* & 94-95], Ray Sheridan ◉ [71-72],  
Carl Young ◉ [74-75], Mike Shady [13-14]

\* Did not compete 1984-90

**MOST QUALIFYING TITLES**

- 7 Mike Shady [02-03, 06, 10-12, 17]
- 5 Lee Eighmy, Jr., [00, 05, 07, 08 & 18] , Ron Palombi, Jr. [82-83, 92, 95 & 15] , Michael Machuga [2016, 2020-23]
- 4 Pat Malone ◉ [85-87 & 90]

**MOST CONSECUTIVE QUALIFYING TITLES**

- 4 Michael Machuga [20-23]
- 3 Pat Malone ◉ [85-87], Mike Shady [10-12]
- 2 Mike Shady [02-03], Jim Moser ◉ [74-75], Ron Palombi, Jr. [82-83], Lee Eighmy, Jr. [07-08]

**MOST CONSECUTIVE TITLES (CHAMPION & QUALIFYING CHAMPION)**

- 8 Michael Machuga - Champion [2019-20-21-22] & Qualifying Champion [2020-23]
- 4 Mike Shady - Qualifying Champion [2002-03] & Champion [2002-03]

**MOST TIMES CONSECUTIVE TIMES TOURNAMENT CHAMPION & QUALIFYING CHAMPION**

- 3 Michael Machuga [2020-22]
- 2 Mike Shady [2002-03]

**MOST TIMES CHAMPION & QUALIFYING CHAMPION**

- 14 Mike Shady - Champion 7 [02-04, 06, 13-14, 23] & Qualifying Champion 7 [02-03, 06, 10-12, 17]
- 13 Lee Eighmy, Jr. - Champion 8 [98, 00, 08, 10, 12, 15-17] & Qualifying Champion 5 [00, 05, 07-08, 18]
- 11 Ron Palombi, Jr. - Champion 6 [83, 91, 94-95, 99, 07] & Qualifying Champion 5 [82-83, 92, 95, 15]

**MOST TIMES TOURNAMENT CHAMPION & QUALIFYING CHAMPION – SAME YEAR**

- 3 Mike Shady [02, 03 & 06], Michael Machuga [20-22]
- 2 Ron Palombi, Jr. [83\* & 95], Lee Eighmy, Jr., [00 & 08]

\* This was the first time a qualifying titlist ever won the event – 20<sup>th</sup> Annual Times-News Open.**MOST TIMES RUNNER-UP**

- 5 Pat Malone ◉ [82-83, 88-89 & 99]
- 4 Ray Sheridan ◉ [68, 73 & 75-76], Mike Shady [00, 08, 10 & 12]

**MOST CONSECUTIVE TIMES RUNNER-UP**

- 3 Killian Kilpatrick [20-22]
- 2 Pat Malone Ⓢ [82-83 & 88-89], Ray Sheridan Ⓢ [75-76], Michael Machuga [16-17]

**MOST CONSECUTIVE YEARS CHAMPION or RUNNER-UP**

- 5 Michael Machuga [19-23] (1-1-1-1-2)
- 4 Lee Eighmy, Jr. [15-18] (1-1-1-2)

**MOST CONSECUTIVE YEARS TOP THREE**

- 6 Mike Shady [10-15] (2-3-2-1-1-3)
- 5 Lee Eighmy, Jr. [14-18] (3-1-1-1-2), Michael Machuga [19-23] (1-1-1-1-2)

**MOST CONSECUTIVE YEARS TOP FIVE**

- 8 Mike Shady [10-17] (2-3-2-1-1-3-4-3)
- 6 Lee Eighmy, Jr. [03-08] (5-3-3-4-2-1) & [14-18] (3-1-1-1-2-5)

**MOST CONSECUTIVE YEARS TOP TEN**

- 20 Lee Eighmy, Jr. [03-22] (5-3-3-4-2-1-9-1-2-1-7-3-1-1-1-2-5-8-3-9)
- 12 Pat Malone [83-94] (2-3-5-3-8-2-2-1-6-5-3-4)

**MOST TOP-THREE FINISHES (1<sup>st</sup> - 2<sup>nd</sup> - 3<sup>rd</sup>)**

- 17 Pat Malone Ⓢ (5-5-7)
- 16 Lee Eighmy, Jr. (8-3-5), Mike Shady (7-4-5)

**MOST TOP-FIVE FINISHES (1<sup>st</sup> - 2<sup>nd</sup> - 3<sup>rd</sup> - 4<sup>th</sup> - 5<sup>th</sup>)**

- 24 Pat Malone Ⓢ (5-5-7-4-3)
- 18 Lee Eighmy, Jr. (8-3-5-1-1), Mike Shady (7-4-5-1-1)

**MOST TOP-TEN FINISHES**

- 31 Pat Malone Ⓢ
- 23 Lee Eighmy, Jr.

**CONSECUTIVE ROUNDS WITH THE LEAD**

- 6 Mike Shady [02] qualifier round 1 and 2, finals round 1 and 2, [03] qualifier round 1 and 2  
~ Mike was 2<sup>nd</sup> after the next round, then 1<sup>st</sup>, 2<sup>nd</sup>, 2<sup>nd</sup>, 3<sup>rd</sup> and 1<sup>st</sup> after his next 5 rounds.
- 5 Rick Heaverly [80] finals round 1 and 2, [81] qualifying round 1 and 2, [81] semi-final round

**MOST ROUNDS WITH THE LEAD**

- 24 Mike Shady (Q1-3, Q2-9,S-1,F1-4,F2-7) [02-23]
- 22 Lee Eighmy, Jr. (Q1-1, Q2-5,S-1,F1-7,F2-8) [98-18]

**HIGHEST COMPOSITE TOURNAMENT AVERAGE (3 EVENT MINIMUM)**

- 229.3 Michael Machuga (88,045 pins, 384 games, 13 events) [94-23]
- 228.3 Mike Shady (132,615 pins, 581 games, 22 events) [00-23]

**FIRST 300 GAME • TIMES-NEWS OPEN HISTORY**

Dave Zimmerman [76] at NEL, game 3 (202-202-300) (83<sup>rd</sup> in Erie History)

**MOST 300 GAMES • ONE EVENT**

3 Ron Palombi, Jr. [06] SBL-Q and LCL-F (2)

**MOST 300 GAMES • QUALIFIER & FINALS**

- 10 Ron Palombi, Jr. [94] EWL-Q, [99] ELB-F, [06] EWL-Q, [06] LCL-F (2), [07] WWL-F (2), [10] LCL-F, [14] WWL-F, [15] EWL-F
- 5 Cory Bithell [06] at LCL-F, [13] at ELB-F, [14] at WWL-F, [15] at ELB-Q and LCL-Qs  
Michael Machuga [97] RML-F, [13] WWL-Q, [13] ELB-F, [16] RML-S, [22] WWL-S
- 4 Lee Eighmy, Jr. [06] at LCL-F, [14] at WWL-F (2), [18] at WWL-F  
Mike Shady [13] at ELB-F, [14] at NEL-Qs, [14] at WWL-F, [19] at EWL-Q
- 3 Chuck Schommer [04] GGL-Q, [04] EWL-F, [08] GGL-Q,

**YOUNGEST TO BOWL A 300 GAME**

- 17 Ryan Avione [09] ELB – Game 3 (17 years, 1 month, 4 days)
- 17 Killian Kilpatrick [20] WWL – Qualifier Round 2, Game 1 (17 years, 10 months, 1 day) (3/11/02)
- 18 Hayden Stippich [19] EWL – Qualifier Round 1, Game 3 and Semi-Finals, Game 1 (18 years, 6 month, 16 days)

**HIGH TOURNAMENT TOTAL • 22 GAMES ACTUAL PINFALL • CHAMPION (1984-88)**

- 4,989 Bob Learn, Jr. [88] at SBL (1112), FTL (1058), PIL (1448) & RML (1371) (226.8 avg)
- 4,776 Ken Berlin, Jr. [87] at NEL (1039), GGL (1068), & EWL (1272-1397) (217.1 avg)

**HIGH TOURNAMENT TOTAL • 22 GAMES INCLUDING BONUS • CHAMPION (1984-88)**

- 5,229 Bob Learn, Jr. [88] at SBL (1112), FTL (1058), PIL (1448) & RML (1371) +240 Bonus
- 5,057 Tom Hickey [84] at NEL (1168), ELB (1033), PPL (1267) & RML (1289) +300 Bonus

**HIGH TOURNAMENT TOTAL • 22 GAMES ACTUAL PINFALL • NON-WINNER (1984-88)**

- 4,854 Pat Malone [88] at SBL (1093), FTL (1056), PIL (1328) & RML (1377) (220.6 avg)
- 4,786 John Mackowski [88] at SBL (899), FTL (1217), PIL (1383) & RML (1287) (217.6 avg)
- Vin Orlando [88] at SBL (1192), FTL (1020), PIL (1262) & RML (1312) (217.6 avg)

**HIGH TOURNAMENT TOTAL • 22 GAMES INCLUDING BONUS • NON-WINNER (1984-88)**

- 5,124 Pat Malone [88] at SBL (1093), FTL (1056), PIL (1328) & RML (1377) +210 Bonus
- 5,007 Bob Learn, Jr. [87] at NEL (1008), GGL (1194) & EWL (1403-1402) +270 Bonus

**HIGH TOURNAMENT TOTAL • 24 GAMES ACTUAL PINFALL (1979-80)**

- 5,369 Pat Malone [79] at ELB (1278), NEL (1307) & ELB (1340-1444) (223.7 avg)
- 5,323 Rick Heaverly [80] at FTL (1272), SBL (1383), FTL (1346) & SBL (1322) (221.8 avg)

**HIGH TOURNAMENT TOTAL • 24 GAMES INCLUDING BONUS (1979-80)**

- 5,669 Pat Malone [79] at ELB (1278), NEL (1307) & ELB (1340-1444) +300 Bonus
- 5,623 Rick Heaverly [80] at FTL (1272), SBL (1383), FTL (1346) & SBL (1322) +300 Bonus

**HIGH TOURNAMENT TOTAL • 26 GAMES ACTUAL PINFALL • CHAMPION (1989-2012)**

- 6,485 Mike Shady [06] at WWL (1197), EWL (1259), LCL (2111), & GGL (1918) (249.4 avg)
- 6,353 Pat Malone [11] at RML (1235), CLL (1109), ELB (2043), & WWL (1966) (244.3 avg)

**HIGH TOURNAMENT TOTAL • 26 GAMES INCLUDING BONUS • CHAMPION (1989-2012)**

6,875 Mike Shady [06] at WWL (1197), EWL (1259), LCL (2111), & GGL (1918) +390 Bonus  
 6,773 Pat Malone [11] at RML (1235), CLL (1109), ELB (2043), & WWL (1966) +420 Bonus

**HIGH TOURNAMENT TOTAL • 26 GAMES ACTUAL PINFALL • NON-WINNER (1989-2012)**

6,351 Pat Malone [06] at WWL (1261), EWL (1167), LCL (2053), & GGL (1870) (244.3 avg)  
 6,320 Cory Bithell [06] at WWL (1234), EWL (1221), LCL (1901), & GGL (1964) (243.1 avg)

**HIGH TOTAL WITH BONUS • 26 GAMES INCLUDING BONUS • NON-WINNER (1989-2012)**

6,740 Cory Bithell [06] at WWL (1234), EWL (1221), LCL (1901), & GGL (1964) +420 bonus  
 6,666 Pat Malone [06] at WWL (1261), EWL (1167), LCL (2053), & GGL (1870) +315 bonus

**HIGH TOURNAMENT TOTAL • 30 GAMES ACTUAL PINFALL (1982-83)**

6,537 Ron Palombi, Jr. [83] at FTL (1292), PIL (1266), LCL (1363), SBL (1215) & GGL (1401) (217.9 avg)  
 6,372 Pat Malone [83] at FTL (1308), PIL (1244), LCL (1315), SBL (1283) & GGL (1222) (212.4 avg)

**HIGH TOURNAMENT TOTAL • 30 GAMES INCLUDING BONUS (1982-83)**

6,807 Ron Palombi, Jr. [83] at FTL (1292), PIL (1266), LCL (1363), SBL (1215) & GGL (1401) +270 Bonus  
 6,612 Pat Malone [83] at FTL (1308), PIL (1244), LCL (1315), SBL (1283) & GGL (1222) +270 Bonus

**HIGH TOURNAMENT TOTAL • 32 GAMES ACTUAL PINFALL • CHAMPION (2016-current)**

7,729 Michael Machuga [21] at RML (1209) & (1205), EWL (1402), LCL (2002), & GGL (1911) (241.5 avg)  
 7,591 Michael Machuga [22] at GGL (1208) & (1173), WWL (1350), RML (1854), & EWL (2006) (237.2 avg)

**HIGH TOURNAMENT TOTAL • 32 GAMES INCLUDING BONUS • CHAMPION (2016-current)**

8,119 Michael Machuga [21] at RML (1209) & (1205), EWL (1402), LCL (2002), & GGL (1911) (241.5 avg) + 390 bonus  
 8,026 Michael Machuga [22] at GGL (1208) & (1173), WWL (1350), RML (1854), & EWL (2006) (237.2 avg) + 435 bonus

**HIGH TOURNAMENT TOTAL • 32 GAMES ACTUAL PINFALL • NON-WINNER (2016-current)**

7,667 Killian Kilpatrick [21] at RML (1166) & (1065), EWL (1442), LCL (2019), & GGL (1975) (239.6 avg)  
 7,557 Hayden Stippich [19] at EWL (1252) & (1238), ELB (1597), RML (1758), & NEL (1712) (236.2 avg)

**HIGH TOTAL WITH BONUS • 32 GAMES INCLUDING BONUS • NON-WINNER (2016-current)**

7,967 Killian Kilpatrick [21] at RML (1166) & (1065), EWL (1442), LCL (2019), & GGL (1975) (239.6 avg) + 300 bonus  
 7,842 Hayden Stippich [19] at EWL (1252) & (1238), ELB (1597), RML (1758), & NEL (1712) (236.2 avg) + 285 bonus

**HIGH TOURNAMENT TOTAL • 33 GAMES ACTUAL PINFALL • CHAMPION (2013-15)**

7,947 Mike Shady [14] at RML (1108), GGL (1161), NEL (1408), WWL (2138), & CLL (2060) (240.8 avg)  
 7,802 Lee Eighmy, Jr. [15] at CLL (1068), ELB (1199), LCL (1384), GGL (1879), & EWL (2272) (236.4 avg)

**HIGH TOURNAMENT TOTAL • 33 GAMES INCLUDING BONUS • CHAMPION (2013-15)**

8,367 Mike Shady [14] at RML (1108), GGL (1161), NEL (1408), WWL (2138), & CLL (2060) +420 bonus  
 8,132 Lee Eighmy, Jr. [15] at CLL (1068), ELB (1199), LCL (1384), GGL (1879), & EWL (2272) +330 bonus

**HIGH TOURNAMENT TOTAL • 33 GAMES ACTUAL PINFALL • NON-WINNER (2013-15)**

7,854 Lee Eighmy, Jr. [14] at RML (1081), GGL (1144), NEL (1464), WWL (2102), & CLL (2063) (238.0 avg)  
 7,797 Cory Bithell [14] at RML (1084), GGL (1147), NEL (1452), WWL (1970), & CLL (2144) (236.3 avg)

**HIGH TOTAL WITH BONUS • 33 GAMES INCLUDING BONUS • NON-WINNER (2013-15)**

8,184 Lee Eighmy, Jr. [14] at RML (1081), GGL (1144), NEL (1464), WWL (2102), & CLL (2063) +330 bonus  
8,067 Cory Bithell [14] at RML (1084), GGL (1147), NEL (1452), WWL (1970), & CLL (2144) +270 bonus

**HIGH TOURNAMENT TOTAL • 42 GAMES ACTUAL PINFALL (1981)**

9,119 Pat Malone [81] at NEL (1266), GGL (1174) & ELB (1279, 1913-1797-1690) (217.1 avg)  
9,056 Rick Heaverly [81] at NEL (1452), GGL (1172) & ELB (1331, 1684-1817-1600) (215.6 avg)

**HIGH TOURNAMENT TOTAL • 42 GAMES INCLUDING BONUS (1981)**

9,599 Pat Malone [81] at NEL (1266), GGL (1174) & ELB (1279, 1913-1797-1690) +480 Bonus  
9,416 Rick Heaverly [81] at NEL (1452), GGL (1172) & ELB (1331, 1684-1817-1600) +360 Bonus

**HIGH TOURNAMENT TOTAL • 44 GAMES ACTUAL PINFALL (1965-78)**

9,620 Ray Sheridan [71] at ELB (1341), NEL (1334) & RML (1616, 1700-1809-1820) (218.6 avg)  
9,596 Joe Kweder [78] at LCL (1299), NEL (993) & FTL (1805, 1672-1900-1827) (218.1 avg)

**HIGH TOURNAMENT TOTAL • 44 GAMES INCLUDING BONUS (1965-78)**

10,370 Ray Sheridan [71] at ELB (1341), NEL (1334) & RML (1616, 1700-1809-1820) +750 Bonus  
10,348 Jake Sonnenberg [65] at COL (1077), SBL (1290) & ELB (1714, 1781-1811-1775) +900 Bonus

**HIGH TOURNAMENT TOTAL • 48 GAMES ACTUAL PINFALL (1964)**

10,855 Carl Young [64] at RML (1855), ELB (1875) & RML (1699, 1599-1771-1706) (226.2 avg)  
9,940 Tom Hickey [64] at RML (1620), ELB (1561) & RML (1713, 1718-1646-1682) (207.1 avg)

**HIGHEST TOURNAMENT AVERAGE • CHAMPION**

249.4 Mike Shady [06] at WWL, EWL, LCL, & GGL (6,485 pins, 26 games)  
244.3 Pat Malone [11] at RML, CLL, ELB, & WWL (6,353 pins, 26 games)

**QUALIFYING ROUND RECORDS****ALL-TIME QUALIFIER AVERAGE • 3 QUALIFIERS (MIN)**

- 232.0 Hayden Stippich (11,135 pins, 48 games, 3 qualifiers)  
 228.1 Mike Shady (62,491 pins, 274 games, 22 qualifiers)

**ALL-TIME QUALIFIER AVERAGE • 10 QUALIFIERS (MIN)**

- 228.1 Mike Shady (62,491 pins, 274 games, 22 qualifiers)  
 227.5 Michael Machuga (43,218 pins, 190 games, 13 qualifiers)

**ALL-TIME QUALIFIER AVERAGE • 20 QUALIFIERS (MIN)**

- 228.1 Mike Shady (62,491 pins, 274 games, 22 qualifiers)  
 226.8 Lee Eighmy, Jr. (70,310 pins, 310 games, 25 qualifiers)

**ALL-TIME QUALIFIER PINFALL**

- 120,231 Buddy Malone (51 qualifiers) (191.5 avg)  
 111,520 Bob Montgomery (52 qualifiers) (189.7 avg)  
 110,287 Tom Hickey (40 qualifiers) (200.2 avg)

**ALL-TIME QUALIFIER GAMES**

- 628 Buddy Malone (51 qualifiers)  
 588 Bob Montgomery (52 qualifiers)  
 551 Tom Hickey (40 qualifiers)

**HIGH SINGLE GAME**

- 300 (3) Michael Machuga [13] at WWL, [16] at RML(s) & [22] at WWL(s)
- 300 (2) Ron Palombi, Jr. [94] at SBL & [06] at EWL, Chuck Schommer [04] at GGL & [08] at GGL,  
 Mike Dunkle [14] at GGL & [15] at CLL, Cory Bithell [15] at ELB & LCL(s),  
 Hayden Stippich [19] at EWL & at ELB(s), Chris Jacobs [13] at WWL & [22] at WWL
- 300 Dave Zimmerman [76] at NEL, Bob Kane, Jr. [90] at EWL, Greg Berlin [93] at ELB, Tim Kaliszewski [95] at RML  
 Dave Bille [98] at SBL, Ralph Toland, Jr. [03] at RML, Larry Bertolo [04] at GGL, Shelly Ferretti [05] at NEL,  
 Rich Williamson [06] at EWL, Ryan Avione and Dave Mackowski, Jr. [09] at ELB, Marc Gulick [09] at WWL,  
 John Ferretti [10] at EWL, Jeff McKinley [12] at LCL, Mike Duke [13] at WWL, Scott Irwin [13] at GGL(s),  
 Nick Godfrey [14] at RML, Remington Walters [14] at GGL, Mike Shady [14] at NEL(s), Lou LaFuria [15] at LCL(s),  
 Josh Hawley [15] at LCL(s), Chris Jannazzo [17] at GGL, Dan Francis [18] at ELB, Rodrick Baird at EWL [19],  
 Beaver Clark at WWL (R1) [20], Killian Kilpatrick at WWL (R2) [20],
- 299 (2) Greg Figurski (2) [99] at CLL & [06] at EWL, Dave Bille (2) [03] at CLL & [06] at EWL,  
 Mike Shady (2) [02] at WWL & [16] at EWL
- 299 Al Mancuso [69] at LWL, Pat Malone [87] at GGL, Chuck Graziano [90] at PIL,  
 Ken Vaughn & Rich Grocutt [95] at RML, Tom Groh, Jr. [97] at NEL, Mark Wattle [98] at EWL,  
 Steve Benke [01] at ELB, Ange DeSantis [06] at WWL, Dave White & Cory Bithell [06] at EWL,  
 Mark Hooks [12] at GGL, Lou LaFuria [15] at LCL, Kylie Twaroski [17] at RML, Michael Machuga [23] at LCL(s)

**HIGH THREE-GAME SERIES • 1<sup>st</sup> Round**

- 845 Mike Dunkle [15] at CLL (279-300-266) (Games 1-3) (281.3 avg)  
822 Bob Kane, Jr. [14] at RML (268-265-289) (Games 3-5) (274.0 avg)

**HIGH THREE-GAME SERIES • 2<sup>nd</sup> Round**

- 835 Chuck Schommer [99] at RML (277-279-279) (Games 1-2-3) (278.3 avg)  
827 Killian Kilpatrick [20] at WWL (300-269-258) (Games 1-2-3) (276.3 avg)

**HIGH THREE-GAME SERIES • 3<sup>rd</sup> Round**

- 816 Tom Petroff [19] at ELB (268-260-288) (Games 3-5) (272.0 avg)  
812 Tom Lytle, Sr. [14] at NEL (279-266-267) (Games 3-5) (270.6 avg)

**HIGH TRIPLICATE SERIES**

- 268 Lee Eighmy, Jr. [19] at ELB(s) (Games 3-5)

**HIGH 5-GAME BLOCK • 1<sup>st</sup> Round (1984-current)**

- 1,289 Lee Eighmy, Jr. [08] at LCL (279-239-248-254-269) (257.8 avg)  
1,288 Cory Bithell [19] at EWL (277-269-235-263-244) (257.6 avg)

**HIGH 5-GAME BLOCK • 2<sup>nd</sup> Round (1984-current)**

- 1,291 Killian Kilpatrick [20] at WWL (300-269-258-206-258) (258.2 avg)  
1,289 Chuck Schommer [99] at RML (277-279-279-239-215) (257.8 avg)

**HIGH 6-GAME BLOCK • 1<sup>st</sup> Round (1965-83)**

- 1,452 Rick Heavenly [81] at NEL (259-279-200-290-187-237) (242.0 avg)  
1,420 Ed Laniewicz [81] at NEL (236.7 avg)

**HIGH 6-GAME BLOCK • 2<sup>nd</sup> Round (1965-83)**

- 1,452 Tim Nick [80] at FTL (257-256-233-258-226-222) (242.0 avg)  
1,412 Leroy Smith [79] at NEL (269-213-191-266-226-247) (235.3 avg)

**HIGH 6-GAME BLOCK • 3<sup>rd</sup> Round (1981-83, 2013-current)**

- 1,597 Hayden Stippich [19] at ELB (300-212-279-290-237-279) (266.2 avg)  
1,597 Michael Machuga [20] at LCL (269-258-279-256-267-268) (266.2 avg)

**HIGH 8-GAME BLOCK • 1<sup>st</sup> Round (1964)**

- 1,855 Carl Young [64] at ELB (235-214-237-228-248-250-232-211) (231.9 avg)

**HIGH 8-GAME BLOCK • 2<sup>nd</sup> Round (1964)**

- 1,875 Carl Young [64] at RML (221-242-279-248-229-204-214-238) (234.4 avg)

**HIGH 8-GAME BLOCK • 3<sup>rd</sup> Round (1964-78)**

- 1,860 Ken Treiber [71] at RML (142-235-256-298-211-236-227-255) (232.5 avg)  
1,809 Paddy McLaughlin [64] at ELB (225-178-277-198-278-259-200-194) (226.1 avg)

**HIGH 10-GAME BLOCK (1984-current)**

- 2,511 Cory Bithell [19] at EWL (277-269-235-263-244) & (258-246-224-277-218) (251.1 avg)  
2,506 Chuck Schommer [99] at CLL (263-245-227-249-233) & RML (277-279-279-239-215) (250.6 avg)

**HIGH 12-GAME BLOCK (1965-83)**

- 2,688 Jim Lucas [80] at SBL (1324=628-696) & FTL (1364=698-666) (224.0 avg)  
 2,655 Rick Heaverly [80] at SBL (1272=641-631) & FTL (1383=690-693) (221.3 avg)

**HIGH 16-GAME BLOCK (2013-current)**

- 4,087 Hayden Stippich [19] at EWL (1252) & (1238) & ELB (1597) (255.4 avg)  
 3,901 Michael Machuga [20] at WWL (1211)&(1093) & LCL (1597) (243.8 avg)

**HIGH 18-GAME BLOCK (1981-83)**

- 3,955 Rick Heaverly [81] at NEL (1452), GGL (1172), & ELB (1331) (219.7 avg)  
 3,921 Ron Palombi, Jr. [83] at FTL (1292), PIL (1266) & LCL (1363) (217.8 avg)

**HIGH 20-GAME BLOCK (1965-78)**

- 4,466 Leroy Smith [68] at ELB (1414), BAD (1328) & RML (1724) (223.3 avg)  
 4,438 Bud Nick [66] at EWL (1372), RML (1317) & SBL (1749) (221.9 avg)

**HIGH 24-GAME BLOCK (1964)**

- 5,429 Carl Young [64] at ELB (1855), RML (1875) & ELB (1699) (226.2 avg)

**HIGHEST QUALIFYING AVERAGE**

- 255.4 Hayden Stippich [19] at EWL (1252) & (1238) & ELB (1597) (4087) (16 games)  
 250.6 Chuck Schommer [99] at CLL (1217) & RML (1289) (2506) (10 games)

**GREATEST INCREASE BETWEEN ROUNDS OF THE QUALIFIER**

- +436 Jere Umpleby [95] at GGL (736) & RML (1162)  
 +411 Larry Bertolo [06] at WWL (830) & EWL (1241)

**GREATEST DECREASE BETWEEN ROUNDS OF THE QUALIFIER**

- 342 Ralph Farrell [89] at ELB (1141) & PPL (799)  
 -310 Ralph Toland, Jr. [03] at RML (1187) & CLL (877)

**HIGHEST QUALIFYING CUT • 24 GAMES - 12<sup>th</sup> Position (1964)**

- 4,819 Chuck Rocco [64] at RML (1598), ELB (1589) & RML (1632) (200.8 avg)

**HIGHEST QUALIFYING CUT • 20 GAMES - 12<sup>th</sup> Position (1965-78)**

- 4,133 Dick Eaglen [66] at EWL (1279), RML (1274) & SBL (1580) (206.7 avg)  
 4,069 George Ames [68] at ELB (1306), BAD (1299) & RML (1464) (203.4 avg)

**HIGHEST QUALIFYING CUT • 12 GAMES - 12<sup>th</sup> Position (1979-80)**

- 2,520 Ray Sheridan [80] at SBL (1165) & FTL (1355) (210.0 avg)  
 2,476 Ron Leopold [79] at ELB (1374) & NEL (1102) (206.3 avg)

**HIGHEST QUALIFYING CUT • 10 GAMES - 12<sup>th</sup> Position (1984-2012)**

- 2,299 Tom Lytle, Sr. [06] at WWL (1173) and EWL (1126) (229.9 avg)  
 2,267 Chris Moffett [09] at ELB (1065) & WWL (1202) (226.7 avg)



**HIGHEST QUALIFYING SCORE • 20 GAMES - 16<sup>th</sup> Position (Cut was 12) (1965-78)**

- 4,097 Larry Krawiec, Sr. [66] at EWL (1231), RML (1260) & SBL (1606) (204.8 avg)  
 4,031 Vince Sitter, Sr. [68] at ELB (1199), BAD (1187) & RML (1645) (201.6 avg)

**HIGHEST QUALIFYING CUT • 16 GAMES - 16<sup>th</sup> Position (2013-current)**

- 3,620 Paul Marnella [19] at EWL (1060) & (1203) & ELB (1357) (226.3 avg) (others in the same year)  
 3,569 Jeff Prue [13] at WWL (1025), EWL (1231) & GGL (1313) (223.1 avg)

**HIGHEST QUALIFYING CUT • 10 GAMES - 16<sup>th</sup> Position (1984-2012)**

- 2,256 Jim Moats [09] at ELB (1156) & WWL (1100) (225.6 avg) (in a rolloff)  
 2,232 Tom Groh, Jr. [99] at CLL (1183) & RML (1049) (223.2 avg)

**LOWEST QUALIFYING CUT • 20 GAMES - 12<sup>th</sup> Position (1979-18)**

- 3,897 Tony Szczesny [77] at NEL & EBL (2341) & SBL (1556) (194.8 avg)  
 3,900 Ron Palombi, Sr. [75] at SBL & PIL (2437) & RML (1463) (195.0 avg)

**LOWEST QUALIFYING CUT • 16 GAMES - 12<sup>th</sup> Position (2013-current)**

- 3,145 Dave Fetzner [23] at ELB (962) & (947) & LCL (1236) (196.6 avg)  
 3,318 Bob Stile [18] at ELB (977) & (1179) & NEL (1162) (207.3 avg)

**LOWEST QUALIFYING CUT • 10 GAMES - 12<sup>th</sup> Position (1984-2012)**

- 1,969 John Mackowski [85] at PIL (883) & GGL (1086) (196.9 avg)  
 1,986 Chuck Stewart [89] at ELB (958) & PPL (1028) (198.6 avg)

**LOWEST QUALIFYING CUT • 16 GAMES - 16<sup>th</sup> Position (2013-current)**

- 3,056 Mike Sirak [23] at ELB (909) & (1013) & LCL (1134) (191.0 avg)  
 Tom Lytle, Sr. [23] at ELB (955) & (1008) & LCL (1093) (191.0 avg)  
 3,261 Ben DeSantis [18] at ELB (904) & (1082) & NEL (1275) (203.8 avg)

**LOWEST QUALIFYING CUT • 10 GAMES - 16<sup>th</sup> Position**

- 1,958 Tim Nick & Tom Hickey [85] at PIL (932 & 1039) & GGL (1026 & 919) (195.8 avg)  
 1,966 Dave Mackowski, Jr. [89] at ELB (1124) & PPL (842) (196.6 avg)

**HIGHEST SCORE NOT TO QUALIFY • 16 GAMES (2013-current)**

- 3,592 Mike Komorek [19] at EWL (1105) & (1192) & ELB (1295) (224.5 avg) (another in the same year)  
 3,567 Larry Klick [13] at WWL (1158), EWL (1147) & GGL (1262) (223.1 avg)

**HIGHEST SCORE NOT TO QUALIFY • 10 GAMES (1984-2012)**

- 2,294 Rich Williamson [06] at WWL (1047) & EWL (1247) (229.4 avg) (others higher than 2,256 in same year)  
 2,256 Jeff Wieser [09] at ELB (1136) & WWL (1120) (225.6 avg) (in a rolloff ... others in same year)

**LARGEST QUALIFYING CHAMPION MARGIN • 24 GAMES (1964)**

- 414 Carl Young [64] at RML & ELB (5429) over Buddy Malone (5015)

**LARGEST QUALIFYING CHAMPION MARGIN • 20 GAMES (1965-78)**

- 111 Leroy Smith [68] at ELB, BAD & RML (4466) over Ray Sheridan [4355]  
 104 Rick Heaverly [78] at LCL, PIL, & FTL (4305) over Leroy Smith (4201)

**SMALLEST QUALIFYING CHAMPION MARGIN • 20 GAMES (1965-78)**

- 2 Jim Moser [75] at SBL, PIL & RML (4079) over Al Mancuso (4077)
- 16 Carl Young [77] at NEL, EBL & SBL (4027) over Jim Vaughn (4011)

**LARGEST QUALIFYING CHAMPION MARGIN • 16 GAMES (2013-current)**

- 250 Michael Machuga [23] at ELB & LCL (3672) over Rodrick Baird (3422)
- 193 Hayden Stippich [19] at EWL & ELB (4087) over Mike Shady (3894)

**SMALLEST QUALIFYING CHAMPION MARGIN • 16 GAMES (2013-current)**

- 4 T.J. Mitchell [13] at WWL, EWL & GGL (3789) over Cory Bithell (3785)
- 28 Ron Palombi, Jr. [15] at CLL, ELB & LCL (3781) over Chris Moffett (3753)

**LARGEST QUALIFYING CHAMPION MARGIN • 10 GAMES (1984-2012)**

- 152 Lee Eighmy, Jr. [08] at LCL & GGL (2485) over Chuck Schommer (2333)
- 135 Ron Palombi, Jr. [92] at LCL & NEL (2277) over Greg Berlin (2142)

**SMALLEST QUALIFYING CHAMPION MARGIN • 10 GAMES (1984-2012)**

- 1 Mike Shady [06] WWL & EWL (2456) over Cory Bithell (2455)
- 4 Mike Shady [02] at WWL & EWL (2379) over Chuck Schommer (2375)
- Chuck Schommer [04] at GGL & LCL (2376) over Mike Shady (2372)

**MOST PARTICIPANTS "OVER" FOR THE QUALIFIER**

- 118 Participants for the 2019 • 56<sup>th</sup> Annual Times-News Open at EWL
- 110 Participants for the 2013 • 50<sup>th</sup> Annual Times-News Open at WWL & EWL

**MOST PARTICIPANTS "OVER" FOR THE QUALIFIER - 1<sup>st</sup> Round**

- 124 Participants for the 2013 • 50<sup>th</sup> Annual Times-News Open at WWL
- 105 Participants for the 2019 • 56<sup>th</sup> Times-News at EWL

**MOST PARTICIPANTS "OVER" FOR THE QUALIFIER - 2<sup>nd</sup> Round**

- 118 Participants for the 2019 • 56<sup>th</sup> Annual Times-News Open at EWL
- 108 Participants for the 2013 • 50<sup>th</sup> Annual Times-News Open at EWL

**HIGH AVERAGE FOR THE FIELD • 1<sup>st</sup> Round**

- 205.62 [10] at EWL (5 game qualifier – 129,542 pins / 630 games)
- 204.08 [19] at EWL (5 game qualifier – 184,689 pins / 905 games)

**HIGH AVERAGE FOR THE FIELD • 2<sup>nd</sup> Round**

- 211.45 [09] at WWL (5 game qualifier – 144,840 pins / 685 games)
- 210.06 [99] at RML (5 game qualifier – 130,658 pins / 622 games)

**HIGH AVERAGE FOR THE FIELD • 3<sup>rd</sup> Round (1964-78, 1981-83, 2013-current)**

- 229.91 [14] at NEL (6 game qualifier – 44,143 pins / 192 games)
- 226.78 [15] at LCL (6 game qualifier – 43,542 pins / 192 games)

**HIGH AVERAGE FOR THE FIELD • 16 GAMES (2013-current)**

- 206.51 [19] Tournament • EWL & ELB (16 game qualifier – 418,399 pins / 2,026 games)  
 202.79 [20] Tournament • WWL & LCL (16 game qualifier – 414,704 pins / 2,045 games)

**HIGH AVERAGE FOR THE FIELD • 10 GAMES (1984-2012)**

- 206.74 [99] Tournament • CLL & RML (10 game qualifier – 258,835 pins / 1,252 games)  
 206.33 [06] Tournament • WWL & EWL (10 game qualifier – 285,354 pins / 1,383 games)

**BIGGEST MOVE INTO THE FINALS (FROM 1<sup>st</sup> ROUND POSITION) – 2 ROUNDS**

- 77 John Mackowski to 10<sup>th</sup> [88] at RML  
 70 Mark Hooks to 12<sup>th</sup> [94] at SBL

**BIGGEST MOVE INTO THE FINALS (FROM 1<sup>st</sup> ROUND POSITION) – 3 ROUNDS**

- 112 Bob Stile to 11<sup>th</sup> [13] at WWL, EWL & GGL  
 88 Ben DeSantis Ⓢ to 16<sup>th</sup> [18] at ELB & NEL

**BIGGEST MOVE INTO THE FINALS (FROM 2<sup>nd</sup> ROUND POSITION) – 3 ROUNDS**

- 32 Ben DeSantis Ⓢ to 16<sup>th</sup> [18] at ELB & NEL, Josh Dodson to 14<sup>th</sup> [20] at WWL & LCL

**BIGGEST MOVE INTO THE FINALS (FROM POSITION IN THE 2<sup>nd</sup> ROUND) – THEN TO WIN THE TITLE**

- 59 Ron Palombi, Jr. from 59<sup>th</sup> after 8 games to 15<sup>th</sup> after 10 games [94] at PIL – won his 4<sup>th</sup> TNO Title

**LOW SINGLE GAME**

- 91 Roger Clark [23] at ELB, Round 1, Game 5  
 95 Jeff McKinley [05] at ELB, Game 6, Andrew Martin [11] at CLL, Game 6

**LARGEST VARIATION BETWEEN HIGHEST QUALIFYING GAME AND LOWEST**

- 205 Jeff McKinley 300 in [12] at LCL, Game 3 & 95 in [05] at ELB, Game 6

**LOW SINGLE QUALIFYING GAME BY A FINALIST TO START THE TOURNAMENT**

- 116 Bob Stile [18] at ELB

**LOW THREE-GAME SERIES • Qualifier**

- 330 Andrew Martin [11] at RML (127) (Game 5) and CLL (95-108), (Games 6-7) (110.0 avg)  
 332 Jeff McKinley [05] at NEL (114-123) (Games 4-5) at ELB (95), (Game 6) (110.7 avg)

**LOW THREE-GAME SERIES • 1<sup>st</sup> Round**

- 357 Arnold Wolf [96] at PIL (121-140-96) (Games 1-3) (119.0 avg)  
 358 Dave Rougeux, Jr. Ⓢ [96] at PIL (114-117-127) (Games 1-3) (119.3 avg)

**LOW THREE-GAME SERIES • 2<sup>nd</sup> Round**

- 362 Katelyn Robson [22] at GGL (149-109-104) (Games 8-10) (120.6 avg)  
 362 Keith Reed [23] at ELB (111-124-127), (Games 7-9) (120.3 avg)

**LOW THREE-GAME SERIES • 3<sup>rd</sup> Round (1964-78, 1981-83, 2013-current)**

- 410 Andrew Knittel [23] at LCL (146-108-156) (Games 11-13) (136.6 avg)  
 416 Randy Prue [16] at RML (138-143-135) (Games 11-13) (138.6 avg)

**LOW 5-GAME BLOCK • 1<sup>st</sup> ROUND (1984-current)**

- 610 Shannon Carpenter [18] at ELB (118-131-121-130-110) (122.0 avg)  
 623 Dave Rougeux, Jr. [96] at PIL (114-117-127-146-119) (124.6 avg)

**LOW 5-GAME BLOCK • 2<sup>nd</sup> ROUND (1984-current)**

- 626 Katelyn Robson [22] at GGL (145-119-149-109-103) (125.2 avg)  
 641 Skip Kelley, Jr. [07] at RML (97-133-159-126-126) (128.2 avg)

**LOW 6-GAME BLOCK • 3<sup>rd</sup> ROUND (1981-83, 2013-current)**

- 872 Andrew Knittel [23] at LCL (146-108-156-177-141-144) (145.3 avg)  
 894 Nathan Ross [23] at LCL (132-139-165-143-141-174) (149.0 avg)

**LOW 10-GAME BLOCK (1984-current)**

- 1,296 Shannon Carpenter [18] at ELB (610-686) (129.6 avg)  
 1,324 Katelyn Robson [22] at GGL (698-626) (132.4 avg)

**LOW QUALIFYING ROUND BY A FINALIST • 5 GAMES • 1<sup>st</sup> Round (1984-current)**

- 882 T.J. Mitchell [18] at ELB (176.3 avg) (was the 2018 Champion)  
 883 John Mackowski [85] at PIL (176.6 avg)

**LOW QUALIFYING ROUND BY A FINALIST • 5 GAMES • 2<sup>nd</sup> Round (1984-current)**

- 842 Dave Mackowski, Jr. [89] at PPL (168.4 avg)  
 894 Mike Henry [89] at PPL (178.8 avg)

**LOW QUALIFYING ROUND BY A FINALIST • 6 GAMES • 1<sup>st</sup> Round (1965-83)**

- 1,065 Dave Zimmerman [65] at EWL (177.5 avg)  
 1,077 Jake Sonnenberg [65] at EWL (179.5 avg)

**LOW QUALIFYING ROUND BY A FINALIST • 6 GAMES • 2<sup>nd</sup> Round (1965-83)**

- 993 Joe Kweder [78] at PIL (165.5 avg)  
 1,048 Dave Mackowski, Jr. [83] at PIL (174.7 avg)

**LOW QUALIFYING ROUND BY A FINALIST • 6 GAMES • 3<sup>rd</sup> Round (1981-83, 2013-current)**

- 1,003 Nick Kightlinger [17] at WWL (167.2 avg)  
 1,005 Tom Petroff [23] at LCL (167.5 avg)

**LOW QUALIFYING ROUND BY A FINALIST • 8 GAMES • 3<sup>rd</sup> Round (1965-78)**

- 1,433 Ron Rakowski [77] at EBL (179.1 avg)  
 1,447 Tony Brown [75] at RML (180.9 avg)

**LOW QUALIFYING GAME BY A FINALIST • 1st Round**

- 116 Bob Stile [18] at ELB, Game 1  
 128 Mark Hooks [94] at EWL, Game 3

**LOW QUALIFYING GAME BY A FINALIST • 2<sup>nd</sup> Round**

- 136 Mike Laughlin [89] at PPL, Game 8  
 139 Gregory Utegg [10] at NEL, Game 10

**LOW QUALIFYING GAME BY A FINALIST • 3<sup>rd</sup> Round (1964-78, 1981-83, 2013-current)**

- 126 Nick Kightlinger [17] at WWL, Game 15
- 130 Lee Eighmy, Jr. [16] at RML, Game 14

**LOW FINAL QUALIFYING GAME BY AN ALTERNATE (17<sup>th</sup> Position) (1989-current)**

- 161 Jason Dunn [18] at NEL (tied for 17<sup>th</sup>)
- 162 Todd Balko Ⓞ [18] at NEL (tied for 17<sup>th</sup>)

**LOW QUALIFYING GAME BY AN ALTERNATE (17<sup>th</sup> Position) (1989-current)**

- 119 Rob Barbato, Jr. [07] at CLL

**ROLLOF FOR THE FINAL (16<sup>th</sup>) QUALIFYING POSITION (1989-current)**

- 4 Todd Balko Ⓞ (226) def. Beaver Clark (205) [00] at WWL
- Jim Moats (203) def. Jeff Wieser (199) [09] at CLL (Moats won Title)
- Dan Francis (235) def. Dick Litz (217) [11] at ELB
- Tom Lytle, Sr.(202) def. Mike Sirak (181) [23] at GGL

**ROLLOF FOR THE FINAL QUALIFYING POSITION FOR SEMI-FINALS (1964-78,1981-83, 2013-current)**

- 1 Corey Rapela (203) def. Bob Stile (165) [16] at RML (for 32<sup>nd</sup>)
- Rodrick Baird (235) def. Jesse Wattle (223) [20] at LCL (for 36<sup>th</sup>)

---

**FINAL ROUND RECORDS****ALL-TIME FINALS AVERAGE • 3 FINALS (MIN)**

- 231.1 Michael Machuga (44,827 pins, 194 games, 12 finals)
- 228.4 Mike Shady (70,124 pins, 307 games, 19 finals)

**ALL-TIME FINALS AVERAGE • 10 FINALS (MIN)**

- 231.1 Michael Machuga (44,827 pins, 194 games, 12 finals)
- 228.4 Mike Shady (70,124 pins, 307 games, 19 finals)

**ALL-TIME FINALS AVERAGE • 20 FINALS (MIN)**

- 226.7 Lee Eighmy, Jr. (84,120 pins, 371 games, 23 finals)
- 223.8 Ron Palombi, Jr. (72,121, 323 games, 20 finals)

**ALL-TIME FINALS PINFALL**

- 104,164 Pat Malone (31 finals) (218.4 avg)
- 84,120 Lee Eighmy, Jr. (23 finals) (228.0 avg)

**ALL-TIME FINALS GAMES**

- 477 Pat Malone (31 finals)
- 371 Lee Eighmy, Jr. (23 finals)

**ALL-TIME FINALS MATCH WINS**

- 291 Pat Malone (31 finals)
- 229 Lee Eighmy, Jr. (23 finals)

**ALL-TIME FINALS MATCH LOSSES**

- 178 Pat Malone (31 finals)
- 135 Lee Eighmy, Jr. (23 finals)

**ALL-TIME FINALS MATCH TIES**

- 8 Pat Malone (31 finals)
- 7 Lee Eighmy, Jr. (22 finals)

**ALL-TIME FINALS MATCH WINNING PERCENTAGE • 3 TOURNAMENT (MIN)**

- .696 Bob Learn, Jr. (39-17-0) (4 finals)
- .674 Mike Shady (206-99-2) (19 finals)

**ALL-TIME FINALS MATCH WINNING PERCENTAGE • 10 TOURNAMENT (MIN)**

- .674 Mike Shady (206-99-2) (19 finals)
- .670 Michael Machuga (128-62-4) (12 finals)

**ALL-TIME LOWEST FINALS AVERAGE • 3 FINALS (MIN)**

- 186.2 Greg Collins (8,935 pins, 48 games, 3 finals)
- 188.6 Mike Wright (11,314 pins, 60 games, 4 finals)

**ALL-TIME FINALS MATCH LOSING PERCENTAGE • 3 TOURNAMENT (MIN)**

- .313 Greg Collins (15-33-0) (3 finals)
- .333 Jack Mackowski (24-48-0) (3 finals), Ken Berlin, Jr. (20-40-0) (4 finals)

**MOST CONSECUTIVE APPEARANCES IN THE FINALS**

- 20 Lee Eighmy, Jr. [03-22]
- 16 Pat Malone Ⓞ [79-94]

**MOST APPEARANCES IN THE FINALS**

- 31 Pat Malone Ⓞ
- 23 Lee Eighmy, Jr.

**HIGH SINGLE GAME**

- 300 Ron Palombi, Jr. (8) [99] at ELB, (2) [06] at LCL, (2) [07] at WWL, [10] at LCL, [14] at WWL, [15] at EWL  
Lee Eighmy, Jr. (4) [06] at LCL, (2) [14] at WWL, [18] at WWL  
Cory Bithell (3) [06] at LCL, [13] at ELB, [14] at WWL  
Michael Machuga (2) [97] at RML and [13] at ELB, Mike Shady (2) [13] at ELB, [14] at WWL,  
Killian Kilpatrick (2) [21] at LCL and [22] at RML

Marion Bartnik Ⓞ [81] at ELB, Dave Frackowiak [85] at SBL, George Warren, Jr. [93] at RML,  
Ken Vaughn [94] at PIL, Mark Hooks & Tom Groh, Jr. [97] at RML, Chuck Schommer [04] at EWL,  
Ben DeSantis Ⓞ [06] at LCL, Pat Malone Ⓞ [11] at ELB, Lou LaFuria [14] at WWL, Tom Lytle, Sr. [15] at EWL,  
Tom Petroff [18] at WWL

- 299 Lee Eighmy, Jr. (2) [12] at EWL, [18] at GGL  
Bryan Tuten [94] at PIL, Ben DeSantis Ⓞ [06] at LCL, Tom Petroff [06] at GGL, Ron Palombi, Jr. [08] at EWL,  
Pat Malone Ⓞ [09] at CLL, Jeff McKinley [12] at EWL, Dave Stile and Lou LaFuria [14] at WWL,  
Michael Machuga [22] at EWL

**HIGH SINGLE GAME TO FINISH THE TOURNAMENT**

- 298 Adam Metzger [10] at GGL
- 290 Mike Shady [14] at CLL (CHAMPION)

**HIGH SINGLE GAME TO FINISH THE TOURNAMENT and WIN**

- 290 Mike Shady [14] at CLL
- 287 George Warren, Jr. [93] at GGL

**HIGH CONSECUTIVE GAMES**

- 600 Lee Eighmy, Jr. [14] at WWL (300-300) (Games 5-6) (300.0 avg) (also 598 – 298-300 in games 4-5)
- 599 Ben DeSantis Ⓞ [06] at LCL (300-299) (Games 3-4) (299.5 avg) (also 596 – 299-297 in games 4-5)

**HIGH 2 GAME MATCH (1964-78, 1981, 2013-15)**

- 547 Tom Lytle, Sr. [15] at EWL (300-247) (273.5 avg)
- 546 Carl Young Ⓞ [74] at ELB (278-268) (273.0 avg)

**HIGH THREE-GAME SERIES**

- 898 Lee Eighmy, Jr. [14] at WWL (298-300-300) (Games 4-6) (299.3 avg)  
896 Ben DeSantis [06] at LCL (300-299-297) (Games 3-5) (298.6 avg)

**HIGH THREE-GAME SERIES • 1<sup>st</sup> Round**

- 898 Lee Eighmy, Jr. [14] at WWL (298-300-300) (Games 4-6) (299.3 avg)  
896 Ben DeSantis [06] at LCL (300-299-297) (Games 3-5) (298.6 avg)

**HIGH THREE-GAME SERIES • 2<sup>nd</sup> Round**

- 838 Ron Palombi, Jr. [15] at EWL (300-259-279) (Games 3-5) (279.3 avg)  
834 Lee Eighmy, Jr. [12] at EWL (268-267-299) (Games 2-4) (278.0 avg)

- 720 Mike Shady [03] at ELB (226-256-238) ("Sport" Condition)

**HIGH TRIPLICATE SERIES**

- 246 Bob Kane, Jr. [93] at RML (Games 4-6)  
233 Cory Bithell [15] at GGL (Games 1-3)

**HIGH 4 CONSECUTIVE GAMES**

- 1,166 Lee Eighmy, Jr. [14] (268-298-300-300) at WWL (Games 3-6) (291.5 avg)  
1,123 Mike Shady [06] (278-278-288-279) at LCL (Games 6-8) & GGL (Game 1) (280.7 avg)

**HIGH 5 CONSECUTIVE GAMES**

- 1,390 Mike Shady [06] (267-278-278-288-279) at LCL (Games 5-8) & GGL (Game 1) (278.0 avg)  
1,382 Lee Eighmy, Jr. [14] (268-298-300-300-216) at WWL (Games 3-7) (276.4 avg)

**HIGH 6 CONSECUTIVE GAMES**

- 1,638 Mike Shady [06] (279-248-267-278-278-288-279) at LCL (Games 3-8) (273.0 avg)  
Lee Eighmy, Jr. [14] (268-298-300-300-216-256) at WWL (Games 3-8) (273.0 avg)

**HIGH 7 CONSECUTIVE GAMES**

- 1,917 Mike Shady [06] (279-248-267-278-278-288-279) at LCL (Games 3-8) & GGL (Gm 1) (273.9 avg)  
1,889 Mike Shady [14] (279-279-258-268-248-300-257) at WWL (Games 2-8) (269.9 avg)

**HIGH 8 CONSECUTIVE GAMES**

- 2,151 Mike Shady [06] (234-279-248-267-278-278-288-279) at LCL (Gms 2-8) & GGL (Gm 1) (273.9 avg)  
2,138 Mike Shady [14] (249-279-279-258-268-248-300-257) at WWL (Gms 1-8) (267.3 avg)

**HIGH 9 CONSECUTIVE GAMES**

- 2,390 Mike Shady [06] (239-234-279-248-267-278-278-288-279-226)  
at LCL (Gms 1-8) & GGL (Game 1) (265.6 avg)  
2,374 Mike Shady [14] (249-279-279-258-268-248-300-257-236)  
at WWL (Gms 1-8) & CLL (Game 1) (26.8 avg)



**HIGH 10 CONSECUTIVE GAMES**

- 2,616 Mike Shady [06] (239-234-279-248-267-278-278-288-279-226)  
at LCL (Gms 1-8) & GGL (Games 1-2) (261.6 avg)
- 2,566 Mike Shady [14] (249-279-279-258-268-248-300-257-236-192)  
at WWL (Gms 1-8) & CLL (Game 1-2) (256.6 avg)

**HIGH 11 CONSECUTIVE GAMES**

- 2,875 Mike Shady [06] (239-234-279-248-267-278-278-288-279-226-259)  
at LCL (Gms 1-8) & GGL (Games 1-3) (261.4 avg)
- 2,799 Lou LaFuria [14] (300-244-226-299-290-236-226-221-243-235-279)  
at WWL (Gms 1-8) & CLL (Game 1-3) (254.5 avg)

**HIGH 12 CONSECUTIVE GAMES**

- 3,143 Mike Shady [06] (239-234-279-248-267-278-278-288-279-226-259-268)  
at LCL (Gms 1-8) & GGL (Games 1-4) (261.9 avg)
- 3,042 Pat Malone [11] (269-300-247-232-236-248-249-225-248-242-279-267)  
at ELB (Games 3-8) & WWL (Games 1-6) (253.5 avg)

**HIGH 6 GAME BLOCK • 1<sup>st</sup> Round (1979-80, 1982-88)**

- 1,448 Bob Learn, Jr. [88] at PIL (284-279-251-225-204-205) (241.3 avg)
- 1,415 Leroy Smith [79] at ELB (212-224-249-267-216-247) (235.8 avg)

**HIGH 6 GAME BLOCK • 2<sup>nd</sup> Round (1979-80, 1982-88)**

- 1,444 Pat Malone [79] at ELB (261-233-268-210-232-240) (240.7 avg)
- 1,401 Ron Palombi, Jr. [83] at GGL (233.5 avg)

**HIGH 8 GAME BLOCK • 1<sup>st</sup> Round (1964-78, 1989-current)**

- 2,138 Mike Shady [14] at WWL (249-279-279-258-268-248-300-257) (267.3 avg)
- 2,111 Mike Shady [06] at LCL (239-234-279-248-267-278-278-288) (263.9 avg)

**HIGH 8 GAME BLOCK • 2<sup>nd</sup> Round (1964-78, 1989-2012, 2016-current)**

- 2,061 Tom Lytle, Sr. [12] at EWL (258-248-256-278-258-228-287-248) (257.6 avg)
- 2,029 Lee Eighmy, Jr. [12] at EWL (225-268-267-299-206-268-237-259) (253.6 avg)
- Mike Shady [12] at EWL (277-279-257-248-258-227-227-256) (253.6 avg)
- 1,701 Mike Shady [03] at ELB (226-256-238-184-207-215-182-193) (225.9 avg) ("Sport" Condition)

**HIGH 8 GAME BLOCK • 3<sup>rd</sup> Round (1964-78, 1981)**

- 1,829 Rick Heaverly [78] at FTL (227-238-242-235-237-237-200-200) (228.6 avg)
- 1,827 Joe Kweder [78] at FTL (198-232-196-235-234-246-228-258) (228.4 avg)

**HIGH 9 GAME BLOCK • 2<sup>nd</sup> Round (2013-15)**

- 2,272 Lee Eighmy, Jr. [15] at EWL (256-268-279-245-257-259-236-235) (252.4 avg)
- 2,252 Cory Bithell [15] at EWL (236-229-214-260-256-279-289-242-247) (250.2 avg)

**HIGH 12 GAME BLOCK (1979-80, 1982-88)**

- 2,819 Bob Learn, Jr. [88] at PIL (1448) & RML (1371) (234.9 avg)
- 2,784 Pat Malone [79] at ELB (1340-1444) (232.0 avg)

**HIGH 12 GAME BLOCK • NON-WINNER (1979-80, 1982-88)**

2,705 Pat Malone [88] at PIL (1328) & RML (1377) (225.4 avg)

**HIGH 16 GAME BLOCK • CHAMPION (1989-2012, 2016-current)**

4,029 Mike Shady [06] at LCL (2111) & GGL (1918) (251.8 avg)  
 4,009 Pat Malone [11] at ELB (2043) & WWL (1966) (250.6 avg)

**HIGH 16 GAME BLOCK • NON-WINNER (1989-2012, 2016-current)**

3,994 Killian Kilpatrick [21] at LCL (2019) & GGL (1975) (249.6 avg)  
 3,923 Pat Malone [06] at LCL (2053) & GGL (1870) (245.2 avg)

**HIGH 17 GAME BLOCK • CHAMPION (2013-15)**

4,198 Mike Shady [14] at WWL (2138) (8) & CLL (2060) (9) (246.9 avg)  
 4,151 Lee Eighmy, Jr. [15] at GGL (1879) (8) & EWL (2272) (9) (244.2 avg)

**HIGH 17 GAME BLOCK • NON-WINNER (2013-15)**

4,200 Lou LaFuria [14] at WWL (2042) (8) & CLL (2158) (9) (247.1 avg)  
 4,175 Lee Eighmy, Jr. [14] at WWL (2102) (8) & CLL (2063) (9) (245.6 avg)

**HIGH 24 GAME BLOCK (1964-78, 1981)**

5,400 Pat Malone [81] at ELB (1913-1797-1690) (225.0 avg)  
 5,399 Joe Kweder [78] at FTL (1672-1900-1827) (224.9 avg)

**HIGH 12 GAME TOTAL • INCLUDING BONUS (1979-80, 1982-88)**

3,084 Pat Malone [79] at ELB (1340+1444+300 Bonus)  
 3,059 Bob Learn, Jr. [88] at PIL & RML (1448+1371+240 Bonus)

**HIGH 16 GAME TOTAL • INCLUDING BONUS • CHAMPION (1989-2012, 2016-current)**

4,429 Pat Malone [11] at ELB & WWL (2043+1966+420 Bonus)  
 4,419 Mike Shady [06] at LCL & GGL (2111+1918+390 Bonus)

**HIGH 16 GAME TOTAL • INCLUDING BONUS • NON-WINNER (1989-2012, 2016-current)**

4,294 Killian Kilpatrick [21] at LCL & GGL (2019+1975+300 Bonus)  
 4,285 Cory Bithell [06] at LCL & GGL (1901+1964+420 Bonus)

**HIGH 17 GAME TOTAL • INCLUDING BONUS • CHAMPION (2013-15)**

4,618 Mike Shady [14] at WWL & CLL (2138+2060+420 Bonus)  
 4,275 Mike Shady [13] at ELB & RML (1942+2018+315 Bonus)

**HIGH 17 GAME TOTAL • INCLUDING BONUS • NON-WINNER (2013-15)**

4,530 Lou LaFuria [14] at WWL & CLL (2042+2158+330 Bonus)  
 4,495 Lee Eighmy, Jr. [14] at WWL & CLL (2102+2063+330 Bonus)

**HIGH 24 GAME TOTAL • INCLUDING BONUS (1964-78, 1981)**

5,909 Joe Kweder [78] at FTL (1672+1900+1827+510 Bonus)  
 5,907 Jake Sonnenberg [65] at ELB (1781+1811+1775+540 Bonus)

**LARGEST AVERAGE MARGIN • (CHAMPION v. FIELD) (1964-current)**

- +36.3 Michael Machuga [22] RML & EWL (241.3) vs. Field Average (205.0)
- +35.5 Pat Malone [11] EWL & WWL (250.6) vs. Field Average (215.1)

**SMALLEST AVERAGE MARGIN • (CHAMPION v. FIELD) (1964-current)**

- +7.9 John Hriscina [73] FTL (195.4) vs. Field Average (187.5)
- +8.5 Ray Sheridan [72] ELB (212.4) vs. Field Average (203.9)

**LARGEST MARGIN OF VICTORY • 24 GAMES (1964-78, 1981)**

- 372 Pat Malone [81] NEL, GGL, & ELB (5880) over Dave Zimmerman (5508)
- 320 Leroy Smith [70] NEL, FTL & FTL (5763) over Marion Bartnik [5443]

**SMALLEST MARGIN OF VICTORY • 24 GAMES (1964-78, 1981)**

- Tie Marion Bartnik [69] EWL, LWL, & ELB (5891) tied Leroy Smith [5891]
- >>> Bartnik won the 2 game rolloff 414 (201-213) to 412 (197-215)
- Tie Tom Hickey [64] RML, ELB & RML (46 pts) tied Carl Young [46 pts]
- >>> Hickey won the 2 game rolloff 4pts-Opts with scores of (221-183) and (195-171)
- 2 Ray Sheridan [72] PPL, FTL & ELB (5847) over Ken Treiber [5845]

**LARGEST MARGIN OF VICTORY • 17 GAMES (2013-15)**

- 88 Mike Shady [14] WWL & CLL (4618) over Lou LaFuria (4530)
- 40 Lee Eighmy, Jr. [15] at GGL & EWL (4481) over Cory Bithell (4441)

**SMALLEST MARGIN OF VICTORY • 17 GAMES (2013-15)**

- 40 Lee Eighmy, Jr. [15] at GGL & EWL (4481) over Cory Bithell (4441)
- 60 Mike Shady [13] ELB & RML (4275) over Bob Stile (4215)

**LARGEST MARGIN OF VICTORY • 16 GAMES (1989-2012, 2016-current)**

- 327 Michael Machuga [19] RML & NEL (4082) over Hayden Stippich (3755)
- 317 Michael Machuga [20] ELB & EWL (4006) over Killian Kilpatrick (3689)

**SMALLEST MARGIN OF VICTORY • 16 GAMES (1989-2012, 2016-current)**

- 1 Pat Malone [05] RML & CLL (4111) over Tom Lytle, Sr. (4110)
- 9 Michael Machuga [21] LCL & GGL (4303) over Killian Kilpatrick (4294)

**LARGEST MARGIN OF VICTORY • 12 GAMES (1979-80, 1982-88)**

- 122 Ross Caruana, Jr. [85] PIL, GGL, SBL & FTL (2798) over Dave Frackowiak (2676)

**SMALLEST MARGIN OF VICTORY • 12 GAMES (1979-80, 1982-88)**

- 78 Ken Berlin, Jr. [87] NEL, GGL & EWL (2909) over Bob Kane, Jr. (2831)

**HIGH ACTUAL SCORE IN ROUNDS OF FINALS • 2 ROUNDS, 8 & 9 GAMES (2013-15)**

No finalist ever had the high actual score in both rounds of the finals in this format

**HIGH ACTUAL SCORE IN ROUNDS OF FINALS • 2 ROUNDS, 8 GAMES EACH • CHAMPION (1989-2012, 2016-current)**

- 2 Ron Palombi, Jr. [07] WWL (2073) & ELB (1877), Mike Shady [03] NEL (1913) & ELB (1701), Lee Eighmy, Jr. [16] NEL (1672) & ELB (1852)

**HIGH ACTUAL SCORE IN ROUNDS OF FINALS • 2 ROUNDS, 8 GAMES EACH • NON-WINNER (1989-2012, 2016-current)**

- 2 Chuck Schommer [04] WWL (1877) & EWL (1941)  
 ~ High actual score in both rounds – the tournament was won by Mike Shady.
- 2 Killian Kilpatrick [21] LCL (2019) & GGL (1975)  
 ~ High actual score in both rounds – the tournament was won by Michael Machuga.

**HIGH ACTUAL SCORE IN ROUNDS OF FINALS • 2 ROUNDS, 6 GAMES EACH (1979-80, 1982-88)**

No finalist ever had the high actual score in both rounds of the finals in this format

**HIGH ACTUAL SCORE IN ROUNDS OF FINALS • 3 ROUNDS, 8 GAMES EACH • CHAMPION (1964-78,1981)**

- 2 Ray Sheridan Ⓢ [72] 2-ELB (1719), 3-ELB (1779) and [71] 2-RML (1809), 3-RML (1820)  
 Pat Malone Ⓢ [81] 1-ELB (1913), 3-ELB (1690), Tony Szczesny Ⓢ [77] 2-SBL (1723), 3-SBL (1747)  
 Carl Young Ⓢ [75] 1-RML (1678), 3-RML (1711), John Hriscina Ⓢ [73] 2-FTL (1615), 3-FTL (1572)  
 Marion Bartnik Ⓢ [67] 1-COL (1674), 2-COL (1678), Jake Sonnenberg Ⓢ [65] 1-ELB (1781) 2-ELB (1811)  
 ~ No finalist has ever had the high actual in all three rounds of the finals.

**HIGH ACTUAL SCORE IN ROUNDS OF FINALS • 3 ROUNDS, 8 GAMES EACH • NON-WINNER (1964-78, 1981)**

- 2 Howie Robinson Ⓢ [66] 2-SBL (1840), 3-SBL (1744), Carl Young Ⓢ [64] 2-ELB (1771), 3-RML (1702)

**HIGH ACTUAL SCORE IN ROUNDS OF FINALS • 12 FINALISTS – 3 ROUNDS • LOWEST FINISHER (1964-78, 1981)**

- 6 Ron Palombi, Sr. [68] High Round (1771) in Round 2, Finished 6<sup>th</sup>  
 Ron Leopold Ⓢ [73] High Round (1590) in Round 1, Finished 6<sup>th</sup>

**HIGH ACTUAL SCORE IN ROUNDS OF FINALS • 12 FINALISTS – 2 ROUNDS • LOWEST FINISHER (1979-80, 1982-88)**

- 6 Tim Nick [80] High Round (1359) at SBL in Round 1, Finished 6<sup>th</sup>

**HIGH ACTUAL SCORE IN ROUNDS OF FINALS • 16 FINALISTS – 2 ROUNDS • LOWEST FINISHER (1989-2012, 2016-current)**

- 10 Tom Petroff [08] High Round (1776) at GGL in Round 2, Finished 10<sup>th</sup>

**YEARS WHEN CHAMPION DID NOT HAVE HIGH ROUND IN ANY ROUND • 2 ROUNDS, 8 & 9 GAMES (2013-15)**

No champion has ever not had the high actual score in one of the rounds of the finals in this format

**YEARS WHEN CHAMPION DID NOT HAVE HIGH ROUND IN ANY ROUND • 2 ROUNDS, 8 GAMES EACH (1989-2012, 2016- )**

Michael Machuga [21], T.J. Mitchell [18], Lee Eighmy, Jr. [12], [10] & [00], Jim Moats [09], Pat Malone Ⓢ [05], Mike Shady [04], Russ Snyder [96], Vin Orlando [92]

**YEARS WHEN CHAMPION DID NOT HAVE HIGH ROUND IN ANY ROUND • 2 ROUNDS, 6 GAMES EACH (1979-80, 1982-88)**

Ross Caruana, Jr. [85], Rick Heavenly [80]

**YEARS WHEN CHAMPION DID NOT HAVE HIGH ROUND IN ANY ROUND • 3 ROUNDS, 8 GAMES EACH (1964-78, 1981)**

Leroy Smith Ⓢ [70] & [66]

**HIGH AVERAGE IN THE FINALS**

- 251.8 Mike Shady [06] at LCL (2111) & GGL (1918) (4029 - 16 games)  
 250.6 Pat Malone Ⓢ [11] at ELB (2043) & WWL (1966) (4009 - 16 games)

**HIGH AVERAGE BY AN OPPONENT • 17 games (2013-15)**

- 239.6 vs. Cory Bithell [14] at WWL & CLL  
 235.6 vs. Beaver Clark [14] at WWL & CLL

**HIGH AVERAGE BY AN OPPONENT • 16 Games (1989-2012, 2016-current)**

- 236.4 vs. Lee Eighmy, Jr [06] at LCL (234.0) & GGL (238.8)  
 234.4 vs. Larry Ames [06] at LCL (227.8) & GGL (241.0)

**HIGH AVERAGE BY AN OPPONENT • 1<sup>st</sup> Round • 8 games (1964-78, 1981, 1989-current)**

- 253.8 vs. Lou LaFuria [21] at LCL  
 252.1 vs. Steve Benke [14] at WWL

**HIGH AVERAGE BY AN OPPONENT • 2<sup>nd</sup> Round • 8 games (1964-78, 1981, 1989-2012, 2016-current)**

- 242.5 vs. Tom Lytle, Sr.[12] at EWL  
 241.0 vs. Larry Ames [06] at LCL

**HIGH AVERAGE BY AN OPPONENT • 2<sup>nd</sup> Round • 9 games (2013-15)**

- 244.0 vs. Michael Machuga [15] at EWL  
 242.7 vs. Cory Bithell [14] at CLL

**HIGH AVERAGE BY AN OPPONENT • 12 Games (1979-80, 1982-88)**

- 229.1 vs. Brian Myers [88] at PIL & RML

**HIGH AVERAGE BY AN OPPONENT • 1<sup>st</sup> Round • 6 games (1979-80, 1982-88)**

- 229.8 vs. Brian Myers [88] at PIL

**HIGH AVERAGE BY AN OPPONENT • 2<sup>nd</sup> Round • 6 Games (1979-80, 1982-88)**

- 239.0 vs. Joe Kweder [88] at RML

**HIGH CONSECUTIVE GAMES BY AN OPPONENT**

- 600 vs. Bob Sirak [97] at RML (Mark Hooks 300, Tom Groh, Jr. 300) (Games 4-5)  
 578 vs. Larry Ames [06] at GGL (Mike Shady 279, Tom Petroff 299) (Games 1-2)

**HIGH 3 CONSECUTIVE GAMES BY AN OPPONENT • 1<sup>st</sup> Round**

- 837 vs. Ryan Lariccia [07] at WWL 6-John Jacobs Ⓢ 279, 7-Lee Eighmy, Jr. 279,  
 8-John Geraci, Jr. 279 (279.0 avg)  
 828 vs. Lou LaFuria [06] at LCL 2-Chris Piganelli 269, 3-Ben DeSantis Ⓢ 300,  
 4-Pat Malone Ⓢ 259 (276.0 avg)

**HIGH 3 CONSECUTIVE GAMES BY AN OPPONENT • 2<sup>nd</sup> Round**

- 823 vs. Cody Tomlinson [15] at EWL 14-Cory Bithell 279, 15-Ryan Avione 278,  
 16-Brett Rearick 266 (274.3 avg)  
 821 vs. Greg Figurski [06] at GGL 9-Chuck Schommer 278, 10-Lee Eighmy, Jr. 279,  
 11-Frank Miller 264 (273.6 avg)

**HIGH 4 CONSECUTIVE GAMES BY AN OPPONENT • 1<sup>st</sup> Round**

- 1,095 vs. Lou LaFuria [06] at LCL 2-Chris Piganelli 269, 3-Ben DeSantis @ 300,  
4-Pat Malone @ 259, 5-Mike Shady 267 (273.7 avg)
- 1,093 vs. Steve Benke [14] at WWL 3-Mike Shady 279, 4-Mike Dunkle 268, 5-Jason Dunn 246,  
6-Lee Eighmy, Jr. 300 (273.3 avg)

**HIGH 4 CONSECUTIVE GAMES BY AN OPPONENT • 2<sup>nd</sup> Round**

- 1,071 vs. Cody Tomlinson [15] at EWL 14-Cory Bithell 279, 15-Ryan Avione 278,  
16-Brett Rearick 266, 17-Brett Rearick 248 (267.8 avg)
- 1,071 vs. Greg Figurski [06] at GGL 9-Chuck Schommer 278, 10-Lee Eighmy, Jr. 279,  
11-Frank Miller 264, 12-Cory Bithell 250 (267.8 avg)

**MOST 300 GAMES BY AN OPPONENT**

- 3 vs. Pat Malone @ [81] by Marion Bartnik @ at ELB (Game 1 259),  
[94] by Ken Vaughn at PIL (Game 10 259), [06] by Lee Eighmy, Jr. at LCL (Game 3 269)
- 2 vs. 6 different finalists (Bob Sirak, Mark Hooks, John Ferretti, Beaver Clark, Steve Benke & Scott Irwin)

**300's BY A FINALIST AND BY HIS OPPONENT IN CONSECUTIVE GAMES**

- 1 Mark Hooks vs. Michael Machuga (Game 3 224-300) &  
Mark Hooks vs. Bob Sirak (Game 4 300-210) [97] at RML

**CONSECUTIVE GAMES WITH THE LEAD • 12 Games (1979-80, 1982-88)**

- 12 Bob Learn, Jr. [88] at PIL & RML (Wire-to-Wire)

**TOTAL GAMES WITH THE LEAD • 16 Games (1989-2012, 2016-current)**

- 15 Mike Shady [02] at LCL & GGL (Games 1-5, 7-16)
- 14 Ron Palombi, Jr. [07] at WWL & ELB (Games 2-11, 13-16), Michael Machuga [97] at RML & CLL (Games 3-16)  
Lee Eighmy, Jr. [17] at LCL and EWL (Games 1-8, 10, 12-16)

**LEAST TOTAL GAMES WITH THE LEAD • 16 Games (1989-2012, 2016-current)**

- 2 Mike Shady [04] at WWL & EWL (After Game 13 by 2 pins and after Game 16 by 48 pins, both over Chuck Schommer)

**CONSECUTIVE GAMES WITH THE LEAD • 16 Games (1989-2012, 2016-current)**

- 14 Michael Machuga [97] at RML & CLL (Games 3-16)
- 13 Steve Benke [01] at CLL & RML (Games 4-16),  
Lee Eighmy, Jr. [16] at ELB (Games 12-16) and [17] at LCL (Games 1-8)  
Michael Machuga [19] at RML & NEL (Games 4-16)

**BEST FINALS WON-LOST PERCENTAGE**

- .906 Michael Machuga [22] at RML & EWL
- .875 Vin Orlando [92] at PPL & EWL, Cory Bithell [06] at LCL & GGL,  
Pat Malone @ [11] at ELB & WWL, Michael Machuga [19] at RML & NEL

**BEST WON-LOST RECORD • 24 GAMES (1964-78, 1981)**

- 18-6-0 Jake Sonnenberg @ [65] at ELB (8-0, 5-3, 5-3) & Tom Hickey [65] at ELB (7-1, 6-2, 5-3)  
Leroy Smith @ [69] at ELB (6-2, 8-0, 4-4) & [70] at FTL (5-3, 6-2, 7-1), Carl Young @ [75] at RML (6-2, 7-1, 5-3)

**BEST WON-LOST RECORD • 17 GAMES (2013-15)**

14-3-0 Mike Shady [14] at WWL (7-1) & CLL (7-2)

12-5-0 Bob Stile [13] at ELB (8-0) & RML (4-5), Cory Bithell [13] at ELB (5-4) & RML (7-2)

**BEST WON-LOST RECORD • 16 GAMES (1989-2012, 2016-current)**

14-1-1 Michael Machuga [22] at RML (6-1-1) & EWL (8-0-0)

14-2-0 Vin Orlando [92] at PPL (7-1) & EWL (7-1), Cory Bithell [06] at LCL (7-1) & GGL (7-1),

Pat Malone [11] at ELB (6-2) & WWL (8-0), Michael Machuga [19] at RML (7-1) & NEL (7-1)

**BEST WON-LOST RECORD • 12 GAMES (1979-80, 1982-88)**

10-2-0 Pat Malone [79] at ELB (4-2, 6-0), Rick Heaverly [80] at SBL (5-1, 5-1),

Tom Hickey [84] at PPL (5-1) & RML (5-1), Rick Ferretti [88] at PIL (4-2) & RML (6-0)

**BEST WON-LOST RECORD • 8 GAMES • 1<sup>st</sup> Round (1964-78, 1981, 1989-current)**

8-0-0 Jake Sonnenberg [65] at ELB, Bob Stile [13] at ELB

7-1-0 Achieved many times

**BEST WON-LOST RECORD • 8 GAMES • 2<sup>nd</sup> Round (1964-78, 1981, 1989-2012, 2016-current)**

8-0-0 Leroy Smith [69] at ELB, Bob Learn, Jr. [91] at ELB & George Warren, Jr. [95] at NEL,

Pat Malone [11] at WWL, T.J. Mitchell [20] at EWL, Michael Machuga [22] at EWL

7-0-1 Carl Young [74] at ELB, Pat Malone [02] at GGL

**BEST WON-LOST RECORD • 9 GAMES • 2<sup>nd</sup> Round (2013-15)**

7-2-0 Ron Palombi, Jr. [15] EWL, Mike Shady and Tom Lytle, Sr. [14] at CLL, Cory Bithell [13] at RML

**BEST WON-LOST RECORD • 8 GAMES • 3<sup>rd</sup> Round (1964-78, 1981)**

8-0-0 Tom Hickey [68] at RML

7-1-0 Jim Moser [75] at RML

**BEST WON-LOST RECORD • 16 GAMES • NON-WINNER (1989-2012, 2016-current)**

14-2-0 Cory Bithell [06] at LCL (7-1) & GGL (7-1)

13-2-1 Tim Laughlin [93] at RML (6-1-1) & GGL (7-1-0)

**CONSECUTIVE MATCHES WITHOUT A LOSS • 12 GAMES**

12 Tim Laughlin (11 won and 1 tied) [93] at RML & GGL (Games 3-14)

**CONSECUTIVE MATCHES WITHOUT A LOSS • 16 GAMES**

15 Tim Laughlin (14 won and 1 tied) [22] at RML & EWL (Games 2-16)

**CONSECUTIVE MATCHES WON**

13 Michael Machuga [21] at LCL & GGL (Games 3-15)

11 Mike Shady [06] at LCL & GGL (Games 2-12)

10 Bob Learn, Jr. [91] at SBL & ELB (Games 7-16), Pat Malone [11] at ELB & WWL (Games 7-16)

**GREATEST MATCH GAME WINNING MARGIN**

155 Mike Shady (278) vs. Jeff Wieser (123) [12] at NEL

154 Bob Learn, Jr. (284) vs. Mike Wright (130) [88] at PIL

**GREATEST MATCH GAME WINNING MARGIN • 2 CONSECUTIVE GAMES**

- 252 Bob Learn, Jr. (284) vs. Mike Wright (130) & (279) vs. Pat Malone Ⓢ (181) [88] at PIL, (Gms 1-2)  
 246 Jim Moats (289) vs. David Ward (162) & (288) vs. Jeff McKinley (169) [09] at RML, (Gms 11-12)

**GREATEST MATCH GAME WINNING MARGIN • 3 CONSECUTIVE GAMES**

- 315 Bob Learn, Jr. (284) vs. Mike Wright (130), (279) vs. Pat Malone Ⓢ (181),  
 & (251) vs. Rick Ferretti (188) [88] at PIL, (Games 1-3)  
 268 Steve Warren (258) vs. George Warren, Jr. (152), (207) vs. Tom Kaye (163),  
 & (269) vs. Dave White (151) [02] at WWL (Games 6-8)

**GREATEST MATCH GAME LOSING MARGIN • 2 CONSECUTIVE GAMES**

- 275 Greg Collins (136) vs. Steve Warren (279) & (114) vs. Dan Mackowski, Sr. (246)  
 [98] at EWL, (Games 11-12)  
 235 Larry Ames (176) vs. Mike Shady (279) & (167) vs. Tom Petroff (299)  
 [06] at GGL, (Games 9-10)

**GREATEST MATCH GAME LOSING MARGIN • 3 CONSECUTIVE GAMES**

- 368 Greg Collins (136) vs. Steve Warren (279), (114) vs. Dan Mackowski, Sr. (246),  
 & (186) vs. George Warren, Jr. (279) [98] at EWL (Games 11-13)  
 261 Ken Vaughn (201) vs. Tony Bruno (279), (142) vs. Frank Miller (236),  
 & (156) vs. Dave Warren (245) [95] at NEL, (Games 9-11)

**HIGHEST SCORING MATCH GAME**

- 600 Mike Shady (300) vs. Michael Machuga (300) [13] at ELB (Game 1)  
 590 Mike Shady (300) vs. Tom Petroff (290) [14] at CLL (Game 7)  
 Lee Eighmy, Jr. (300) vs. Scott Irwin (290) [18] at WWL (Game 4)  
 514 Steve Benke (279) vs. Chuck Schommer (235) [03] at ELB ("Sport" Condition)

**HIGHEST SCORING MATCH GAME • FINAL MATCH GAME FOR TITLE**

- 543 Bob Learn, Jr. (289) vs. Ron Palombi, Jr. (254) [91] at ELB (271.5 avg) (Palombi, Jr. won)  
 515 Lee Eighmy, Jr. (259) vs. Mike Shady (256) [12] at EWL (257.5 avg) (Eighmy won)

**HIGHEST SCORING MATCH GAME • FINAL MATCH GAME ~ POSITION ROUND**

- 545 Adam Metzger (298) vs. Tom Petroff (247) [10] at GGL (272.5 avg) (Position 8 vs. 7)  
 543 Bob Learn, Jr. (289) vs. Ron Palombi, Jr. (254) [91] at ELB (271.5 avg) (Position 2 vs. 1)

**HIGH TIE MATCH GAME**

- 300 Mike Shady vs. Michael Machuga (Game 1) [13] at ELB  
 279 Ryan Lariccia vs. Dan Francis (Game 2) [10] at LCL

**HIGHEST SCORING 2 CONSECUTIVE MATCH GAMES**

- 1,108 Michael Machuga (300) vs. Mike Shady (300) and  
 (276) vs. Matt Hinterberger (232) [13] at ELB (Games 1-3) (277.0 avg)  
 1,096 Pat Malone Ⓢ (269) vs. Lee Eighmy, Jr. (300) and  
 (259) vs. Lou LaFuria (269) [06] at LCL (Games 3-4) (274.0 avg)



**HIGHEST SCORING 3 CONSECUTIVE MATCH GAMES**

- 1,620 Pat Malone Ⓢ (279) vs. Frank Miller (245), (269) vs. Lee Eighmy, Jr. (300) and (259) vs. Lou LaFuria (269) & [06] at LCL (Games 2-4) (270.0 avg)
- 1,616 Paul Marnella (278) vs. Tom Petroff (297), (277) vs. Beaver Clark (226), and (279) vs. Pat Malone Ⓢ (259) [09] at CLL, (Games 4-6) (269.3 avg)

**HIGHEST SCORING 4 CONSECUTIVE MATCH GAMES**

- 2,134 Mike Shady (258) vs. Lou LaFuria (299), (268) vs. Cory Bithell (234), (248) vs. Ron Palombi, Jr. (237), and (300) vs. Tom Petroff (290) [14] at WWL (Games 4-7) (266.7 avg)
- 2,121 Lou LaFuria (300) vs. Mike Dunkle (226), (244) vs. Dave Stile (299), (226) vs. Tom Lytle, Sr.(269), and (299) vs. Mike Shady (258) [14] at WWL (Games 1-4) (265.1 avg)

**HIGHEST SCORING MATCH GAME • 2-GAME MATCH (1964-78, 1981, 2013-15)**

- 1,060 Marion Bartnik Ⓢ (300-244=544) vs. Pat Malone Ⓢ (259-257=516) [81] at ELB (265.0 avg)

**HIGHEST FINALS AVERAGE • 12 BOWLERS • 144 games (1979-80, 1982-88)**

- 209.55 (30,175 pins) [88] at PIL & RML
- 209.40 (30,154 pins) [80] at SBL

**HIGHEST FINALS AVERAGE • 12 BOWLERS • 1<sup>st</sup> Round • 72 Games (1979-80, 1982-88)**

- 214.03 (15,410 pins) [80] at SBL
- 208.47 (15,010 pins) [87] at EWL

**HIGHEST FINALS AVERAGE • 12 BOWLERS • 2<sup>nd</sup> Round • 72 Games (1979-80, 1982-88)**

- 211.40 (15,221 pins) [88] at RML
- 208.36 (15,002 pins) [83] at GGL

**HIGHEST FINALS AVERAGE • 12 BOWLERS • 288 Games (1964-78, 1981)**

- 213.89 (61,599 pins) [78] at FTL
- 206.64 (59,512 pins) [81] at ELB

**HIGHEST FINALS AVERAGE • 12 BOWLERS • 1<sup>st</sup> Round • 96 Games (1964-78, 1981)**

- 210.98 (20,254 pins) [81] at ELB
- 209.18 (20,081 pins) [78] at FTL

**HIGHEST FINALS AVERAGE • 12 BOWLERS • 2<sup>nd</sup> Round • 96 Games (1964-78, 1981)**

- 217.45 (20,875 pins) [78] at FTL
- 212.99 (20,447 pins) [81] at ELB

**HIGHEST FINALS AVERAGE • 12 BOWLERS • 3<sup>rd</sup> Round • 96 Games (1964-78, 1981)**

- 215.03 (20,643 pins) [78] at FTL
- 210.38 (20,196 pins) [65] at ELB

**HIGHEST FINALS AVERAGE • 16 BOWLERS • 272 Games (2013-15)**

- 228.38 (62,118 pins) [14] at WWL & CLL
- 226.99 (61,740 pins) [15] at GGL & EWL

**HIGHEST FINALS AVERAGE • 16 BOWLERS • 256 Games (1989-2012, 2016-current)**

223.84 (57,304 pins) [06] at LCL &amp; GGL

220.34 (56,407 pins) [18] at WWL &amp; GGL

**HIGHEST FINALS AVERAGE • 16 BOWLERS • 1<sup>st</sup> Round • 128 Games (1989-2012, 2016-current)**

236.65 (30,291 pins) [14] at WWL

228.05 (29,191 pins) [21] at LCL

**HIGHEST FINALS AVERAGE • 16 BOWLERS • 2<sup>nd</sup> Round • 144 Games (2013-15)**

231.70 (33,365 pins) [15] at EWL

221.02 (31,827 pins) [14] at CLL

**HIGHEST FINALS AVERAGE • 16 BOWLERS • 2<sup>nd</sup> Round • 128 Games (1989-2012, 2016-current)**

226.16 (28,949 pins) [12] at EWL

222.57 (28,489 pins) [08] at EWL

**LOWEST FINALS AVERAGE • 12 BOWLERS • 144 games (2013-15)**

184.58 (26,579 pins) [86] at PPL &amp; ELB

197.58 (28,451 pins) [85] at SBL &amp; FTL

**LOWEST FINALS AVERAGE • 12 BOWLERS • 1<sup>st</sup> Round • 72 Games (1979-80, 1982-88)**

181.00 (13,032 pins) [86] at PPL

191.60 (13,795 pins) [85] at SBL

**LOWEST FINALS AVERAGE • 12 BOWLERS • 2<sup>nd</sup> Round • 72 Games (1979-80, 1982-88)**

188.15 (13,547 pins) [86] at ELB

194.32 (13,991 pins) [82] at ELB

**LOWEST FINALS AVERAGE • 12 BOWLERS • 288 Games (1964-78, 1981)**

187.50 (54,001 pins) [73] at FTL

191.16 (59,512 pins) [70] at FTL

**LOWEST FINALS AVERAGE • 12 BOWLERS • 1<sup>st</sup> Round • 96 Games (1964-78, 1981)**

188.24 (18,071 pins) [73] at FTL

189.77 (18,218 pins) [70] at FTL

**LOWEST FINALS AVERAGE • 12 BOWLERS • 2<sup>nd</sup> Round • 96 Games (1964-78, 1981)**

187.06 (17,958 pins) [73] at FTL

193.41 (18,567 pins) [81] at ELB

**LOWEST FINALS AVERAGE • 12 BOWLERS • 3<sup>rd</sup> Round • 96 Games (1964-78, 1981)**

187.21 (17,972 pins) [73] at FTL

188.84 (18,129 pins) [70] at FTL

**LOWEST FINALS AVERAGE • 16 BOWLERS • 272 Games (2013-15)**

209.42 (56,963 pins) [13] at RML

**LOWEST FINALS AVERAGE • 16 BOWLERS • 256 Games (1989-2012, 2016-current)**

194.53 (49,799 pins) [89] at LCL &amp; GGL

197.22 (50,488 pins) [16] at NEL &amp; ELB

**LOWEST FINALS AVERAGE • 16 BOWLERS • 1<sup>st</sup> Round • 128 Games (1989-2012, 2016-current)**

189.13 (24,209 pins) [16] at NEL

189.67 (24,278 pins) [92] at PPL

**LOWEST FINALS AVERAGE • 16 BOWLERS • 2<sup>nd</sup> Round • 144 Games (2013-15)**

196.44 (28,287 pins) [13] at RML

**LOWEST FINALS AVERAGE • 16 BOWLERS • 2<sup>nd</sup> Round • 128 Games (1989-2012, 2016-current)**

192.16 (24,597 pins) [21] at GGL

193.62 (24,783 pins) [17] at EWL

191.13 (24,465 pins) [03] at ELB ("Sport" Condition)

**GREATEST SCORING VARIATION (AVERAGE INCREASE/DECREASE) BETWEEN GAMES • FINALS**

123.3 Ken Vaughn [94] at LCL &amp; PIL (Games 6-10 ... 233-119-225-126-300)

114.7 Ken Vaughn [94] at LCL &amp; PIL (Games 5-11 ... 160-233-119-225-126-300-178)

**GREATEST SCORING VARIATION BETWEEN MATCH GAMES**

287 Game 1 - 272 - Doug Alexander (146) vs. Ken Vaughn (126)

Game 2 - 559 - Ken Vaughn (300) vs. Pat Malone Ⓢ (259) [94] at PIL

(This is the lowest scoring match ever, followed by, which was at the time, the highest scoring match ever! ... the highest scoring match has since been surpassed in 2004 and again in 2009)

**CONSECUTIVE GAME PROGRESSION BY AN OPPONENT**

- 4 vs. Lee Eighmy, Jr. [14] at WWL in games 1-4, opponents bowled consecutive games of 250-249-248-247 – The opponents were Cory Bithell, Ron Palombi, Jr., Tom Petroff and Randy Prue

**CONSECUTIVE GAMES HOLDING SAME POSITION • 16 Games (1989-2012, 2016-current)**16 T.J. Mitchell [10] at LCL & GGL (16<sup>th</sup> Place • Games 1-16)14 Michael Machuga [10] at RML & CLL (1<sup>st</sup> Place • Games 3-16),Tom Lytle, Sr. [19] at RML & NEL (16<sup>th</sup> Place • Games 3-16)Cory Bithell & Jake Martz, II [17] at LCL & EWL (16<sup>th</sup> Place • Games 3-16) (Martz replaced Bithell due to injury)**MOST TN's WITHOUT MISSING THE FINALS**

5 Killian Kilpatrick [18-22]

3 Frank Nalepa [03-05], Hayden Stippich [18-20],


**MOST TN's WITH MISSING THE FINALS ONLY ONCE**

13 Michael Machuga [94,97,99,13,15-23]

4 David Hewett [80-83]

**MOST TN's • NO APPEARANCES IN THE FINALS**36 Mike Anderson (17<sup>th</sup> in [86])25 Wayne Godfrey (37<sup>th</sup> in [10])

**MOST TN's • ONE APPEARANCE IN THE FINALS**

- 36 Ange DeSantis  (3<sup>rd</sup> in [91])
- 30 Greg Figurski (14<sup>th</sup> in [06])

**LOW SINGLE GAME • FINALS**

- 114 Dave Mackowski, Jr. [95] at NEL, Game 11, Greg Collins [98] at EWL, Game 12

**LOW CONSECUTIVE GAMES • FINALS • 1<sup>st</sup> Round**

- 272 Troy Taylor [92] at PPL (126-146) (Games 1-2) (136.0 avg)


**LOW CONSECUTIVE GAMES • FINALS • 2<sup>nd</sup> Round**

- 250 Greg Collins [98] at EWL, (136-114) (Games 11-12) (125.0 avg)

**LOW THREE-GAME SERIES • FINALS • 1<sup>st</sup> Round**

- 432 Troy Taylor [92] at PPL (126-146-160) (Games 1-3) (144.0 avg)
- 447 Doug Alexander [94] at LCL (160-141-146) (Games 1-3) (149.0 avg)

**LOW THREE-GAME SERIES • FINALS • 2<sup>nd</sup> Round**

- 398 Greg Collins [98] at EWL, (148-136-114) (Games 10-11-12) (132.7 avg)
- 418 Ralph Farrell  [90] at NEL (132-146-140) (Games 14-15-16) (139.3 avg)

**LOW 4 GAME BLOCK • FINALS • 1<sup>st</sup> Round**

- 584 Troy Taylor [92] at PPL (146-160-161-117) (146.0 avg)
- 595 Dennis Yochim, Jr. [01] at CLL (116-176-164-139) (148.8 avg)



**LOW 4 GAME BLOCK • FINALS • 2<sup>nd</sup> Round**

- 583 Steve Simon [21] at GGL (125-142-158-158) (145.8 avg)

**LOW 6 GAME BLOCK • FINALS • 1<sup>st</sup> Round (1979-80, 1982-88)**

- 1,006 Mike Wright [88] at PIL (130-194-171-166-180-165) (167.7 avg)
- 1,019 Ralph Toland, Jr. [86] at PPL (161-148-226-179-153-152) (169.8 avg)


**LOW 6 GAME BLOCK • FINALS • 2<sup>nd</sup> Round (1979-80, 1982-88)**

- 969 Russ Snyder  [79] at ELB (139-199-141-156-173-161) (161.5 avg)
- 1,036 Rick Berlin  [86] at ELB (137-188-156-156-203-196) (172.7 avg)


**LOW 8 GAME BLOCK • FINALS • 1<sup>st</sup> Round (1989-2012, 2016-current)**

- 1,310 Troy Taylor [92] at PPL (126-146-160-161-117-255-128-217) (163.8 avg)
- 1,320 Greg Collins [94] at LCL (173-142-184-164-176-157-147-177) (165.0 avg)

**LOW 8 GAME BLOCK • FINALS • 2<sup>nd</sup> Round (1989-2012, 2016-current)**

- 1,200 Steve Simon [21] at GGL (125-142-158-158-148-154-136-179) (145.8 avg)
- 1,268 Ralph Farrell  [90] at NEL (154-161-154-192-189-132-146-140) (158.5 avg)

**LOW 8 GAME BLOCK • FINALS • 3<sup>rd</sup> Round (1964-78, 1981)**

- 1,386 Ron Palombi, Sr. [67] at COL (173.2 avg)
- 1,401 Russ Ward  [70] at FTL (175.1 avg)

**LOW 9 GAME BLOCK • FINALS • 2<sup>nd</sup> Round (2013-15)**

1,618 T.J. Mitchell [13] at RML (198-159-192-189-151-188-166-161-214) (179.8 avg)

**LOW 12 GAME BLOCK • FINALS (1979-80, 1982-88)**

2,059 Mike Wright [88] at PIL (1006) & RML (1053) (171.6 avg)

2,066 Rick Berlin [86] at PPL (1030) & ELB (1036) (172.2 avg)

**LOW 16 GAME BLOCK • FINALS (1989-2012, 2016-current)**

2,730 Mike Wright [92] at PPL (1339) & EWL (1391) (170.6 avg)

2,758 Doug Alexander [94] at LCL (1331) & PIL (1427) (172.4 avg)

**LOW 17 GAME BLOCK • FINALS (2013-15)**

3,126 T.J. Mitchell [13] at ELB (1508) (8 gms) & GGL (1618) (9 gms) (183.9 avg)

**LOW 24 GAME BLOCK • FINALS (1964-78, 1981)**

4,304 Dennis Kaufman [73] at FTL (1413-1378-1513) (179.3 avg)

4,314 Russ Ward [70] at FTL (1431-1782-1401) (179.7 avg)

**LOW 12 GAME TOTAL • INCLUDING BONUS (1979-80, 1982-88)**

2,127 Ralph Toland, Jr. [86] at PPL (1019) ELB (1048) +60 Bonus

2,149 Mike Wright [88] at PIL (1006) RML (1053) +90 Bonus

**LOW 16 GAME TOTAL • INCLUDING BONUS (1989-2012, 2016-current)**

2,759 Jeff Wieser [12] at NEL (1335) & EWL (1424) +0 Bonus

2,850 Mike Wright [92] at PPL (1339) & ELB (1391) +120 Bonus

**LOW 17 GAME BLOCK • INCLUDING BONUS (2013-15)**

3,246 T.J. Mitchell [13] at ELB (1508) (8 gms) & GGL (1618) (9 gms) +120 Bonus

**LOW 24 GAME TOTAL • INCLUDING BONUS (1964-78, 1981)**

4,737 Sam Perry [67] at COL (1519+1452+1416+350 Bonus)

4,804 Dennis Kaufman [73] at FTL (1413+1378+1513+500 Bonus)

**LOWEST SCORING MATCH GAME**

272 Doug Alexander (146) vs. Ken Vaughn (126) [94] at PIL (136.0 avg)

283 Jeff Badach (148) vs. Bob Kempf (135) [90] at FTL (141.5 avg)

**WORST WON-LOST RECORD • 24 GAMES (1964-78, 1981)**

5-19-0 Tony Szczesny [76] at ELB (2-6, 1-7, 2-6)

5-18-1 Tom Hickey [74] at ELB (1-7, 2-6, 2-5-1)

**WORST WON-LOST RECORD • 17 GAMES (2013-15)**

4-13-0 T.J. Mitchell [13] at ELB (3-5) & GGL (1-8)

**WORST WON-LOST RECORD • 16 GAMES (1989-2012, 2016-current)**

0-16-0 Jeff Wieser [12] at NEL (0-8) & EWL (0-8)

1-15-0 Larry Ames [06] at LCL (1-7) & GGL (0-8)

**WORST WON-LOST RECORD • 12 GAMES (1979-80, 1982-88)**

1-11-0 Brian Myers [88] at PIL (0-6) & RML (1-5)

**WORST WON-LOST RECORD • 8 GAMES • 1<sup>st</sup> Round (1964-78, 1981, 1989-current)**

0-8-0 Wally Yochim [65] at ELB, Paul Chapin [75] at RML, Dave Mackowski, Sr. [78] at FTL,  
Jeff Wieser [12] at NEL, Steve Benke [14] at WWL  
Cory Bithell & Jake Martz, II [17] at LCL (Martz replaced Bithell due to injury in game 5)

**WORST WON-LOST RECORD • 8 GAMES • 2<sup>nd</sup> Round (1964-78, 1981, 1989-2012, 2016-current)**

0-8-0 Mark Hooks [94] at SBL, Tony Brown [73] at FTL, Larry Ames [06] at GGL, David Warren [07] at ELB,  
Jeff Wieser [12] at EWL, Rodrick Baird [19] at NEL, Ned Bent [20] at EWL

**WORST WON-LOST RECORD • 9 GAMES • 2<sup>nd</sup> Round (2013-15)**

1-8-0 T.J. Mitchell [13] at GGL, Steve Benke [15] at EWL

**WORST WON-LOST RECORD • 8 GAMES • 3<sup>rd</sup> Round (1964-78, 1981)**

1-7-0 Tim Nick [72] at ELB, Frank Mourton [74] at ELB, Paul Chapin [75] at RML

**CONSECUTIVE MATCH LOSSES**

- 16 Jeff Wieser [12] at NEL & EWL (All Games)
- 11 Larry Ames [06] at LCL & GGL (Games 6-16)

**LOW AVERAGE BY AN OPPONENT • 17 Games (2013-15)**

198.4 vs. Bob Stile [13] at ELB & GGL

**LOW AVERAGE BY AN OPPONENT • 16 Games (1989-2012, 2016-current)**

186.1 vs. Ron Palombi, Jr. [92] at PIL & EWL  
186.6 vs. Vin Orlando [92] at PIL & EWL

**LOW AVERAGE BY AN OPPONENT • 1<sup>st</sup> Round • 8 games (1964-78, 1981, 1989-current)**

179.3 vs. Tom Lytle, Sr. [16] at NEL (7 games only as Kevin Manginelli withdrew in game 7 due to injury)  
179.4 vs. Greg Berlin [92] at PPL

**LOW AVERAGE BY AN OPPONENT • 2<sup>nd</sup> Round • 9 games (2013-15)**

185.8 vs. Jeff Prue [13] at GGL

**LOW AVERAGE BY AN OPPONENT • 2<sup>nd</sup> Round • 8 games (1964-78, 1981, 1989-2012, 2016-current)**

173.9 vs. Jesse Wattle [21] at GGL  
175.8 vs. Nick Kightlinger [17] at EWL

**LOW CONSECUTIVE GAMES BY AN OPPONENT**

- 276 vs. Danny Mackowski, Jr. [17] at EWL vs. Jake Martz, II 125 & Nick Kightlinger 151 (Games 12-13) (138.0 avg)
- 286 vs. Ross Caruana, Jr. [95] at NEL vs. Terry Upperman 171 & Dave Mackowski, Jr. 114 (Games 10-11) (142.5 avg)

**LOW 3 CONSECUTIVE GAMES BY AN OPPONENT**

- 449 vs. Steve Warren [02] at LCL & GGL vs. Tom Kaye 163, Dave White 151,  
and Steve Benke 135 (Games 7-9) (149.6 avg)

**LOW 3 CONSECUTIVE GAMES BY AN OPPONENT • 1<sup>st</sup> Round**

- 453 vs. Darrold Hobson [91] at SBL Steve Warren 161, Ken Berlin, Jr. 154, Ange DeSantis 138 (Games 5-7) (151.0 avg)
- 454 vs. Greg Berlin [92] at PPL Troy Taylor 117, Bob Kane, Jr. 195, Mike Wright 142 (Games 5-7) (151.3 avg)

**LOW 3 CONSECUTIVE GAMES BY AN OPPONENT • 2<sup>nd</sup> Round**

- 456 vs. Tim Laughlin [93] at GGL George Knittel 170, George Warren, Jr. 152, Steve Warren 136 (Games 10-12) (152.0 avg)
- 465 vs. Dan Mackowski, Jr. [17] at EWL vs. Kyle Twaroski 189, Jake Martz, II 125, Nick Kightlinger 151 (Games 11-13) (155.0 avg)

**LOW 4 CONSECUTIVE GAMES BY AN OPPONENT**

- 601 vs. Steve Warren [02] at LCL & GGL vs. George Warren, Jr. 152, Tom Kaye 163, Dave White 151, and Steve Benke 135 (Games 6-9) (150.3 avg)

**GREATEST MOVE TO TITLE • ROUND 1 TO 2 OF FINALS • PLACES**

- +7 Vin Orlando [82] from 8<sup>th</sup> to 1<sup>st</sup> (was actually 11<sup>th</sup> with 7 of 12 games to go)
- +5 Ron Palombi, Jr. [95] from 6<sup>th</sup> to 1<sup>st</sup>

**GREATEST DEFICIT TO TITLE • ROUND 1 TO 2 OF FINALS • PINS**

- 257 Pat Malone [90] (1819) vs. Roger Saurwein (2076)
- 255 Vin Orlando [82] (4986) vs. Ron Palombi, Jr. (5241)

**GREATEST INCREASE, COMPARED TO THE LEAD, FROM ROUND 1 TO 2 OF FINALS • PINS**

- +449 Michael Machuga [20] from -132 to +317
- +350 Michael Machuga [22] from -98 to +252

**GREATEST INCREASE FROM ROUND 1 TO 2 OF FINALS • PLACES**

- +10 Paul Marnella [19] from 14<sup>th</sup> at RML to 4<sup>th</sup> NEL
- +9 George Warren, Jr. [98] from 11<sup>th</sup> to 2<sup>nd</sup>, Mike Shady [00] from 11<sup>th</sup> to 2<sup>nd</sup>, Ryan Lariccia [20] from 16<sup>th</sup> to 7<sup>th</sup>

**GREATEST INCREASE FROM ROUND 1 TO 2 OF FINALS • PINS**

- 462 Ron Lytle [96] (1512) at SBL to (1974) at EWL
- 394 Tom Lytle, Sr. [12] (1667) at NEL to (2061) at EWL

**GREATEST DECREASE FROM ROUND 1 TO 2 OF FINALS • PLACES**

- 13 Greg Collins [98] from 3<sup>rd</sup> to 16<sup>th</sup>

**GREATEST DECREASE FROM ROUND 1 TO 2 OF FINALS • PINS**

- 472 Rod Silman, Sr. [07] (1829) at WWL (1357) at ELB
- 462 Steve Simon [21] from (1662) at LCL to (1200) at GGL

**LARGEST SPREAD FROM 1<sup>st</sup> TO 12<sup>th</sup> • 24 GAMES • PINS (INCLUDING BONUS) (1964-78, 1981)**

- 1,411 [65] Jake Sonnenberg 6 (6267) to Ed Zeitler 6 (4856)
- 1,286 [78] Joe Kweder (6249) to Dave Mackowski, Sr. 6 (4963)

**SMALLEST SPREAD FROM 1<sup>st</sup> TO 12<sup>th</sup> • 24 GAMES • PINS (INCLUDING BONUS) (1964-78, 1981)**

- 635 [73] John Hriscina Ⓢ (5439) to Dennis Kaufman Ⓢ (4804)  
 769 [72] Ray Sheridan Ⓢ (5847) to Bob Montgomery (5078)

**LARGEST SPREAD FROM 1<sup>st</sup> TO 16<sup>th</sup> • 17 GAMES • PINS (INCLUDING BONUS) (2013-15)**

- 1,029 [13] Mike Shady (4275) to T.J. Mitchell (3246)

**SMALLEST SPREAD FROM 1<sup>st</sup> TO 16<sup>th</sup> • 17 GAMES • PINS (INCLUDING BONUS) (2013-15)**

- 702 [15] Lee Eighmy, Jr. (4481) to Chris Piganelli (3779)  
 871 [14] Mike Shady (4618) to Mike Dunkle (3747)

**LARGEST SPREAD FROM 1<sup>st</sup> TO 16<sup>th</sup> • 16 GAMES • PINS (INCLUDING BONUS) (1989-2012, 2016-current)**

- 1,382 [12] Lee Eighmy, Jr. (4141) to Jeff Wieser (2759)  
 1,351 [21] Michael Machuga (4303) to Steve Simon (2952)

**SMALLEST SPREAD FROM 1<sup>st</sup> TO 16<sup>th</sup> • 16 GAMES • PINS (INCLUDING BONUS) (1989-2012, 2016-current)**

- 639 [98] Lee Eighmy, Jr. (3919) to Greg Collins (3280)  
 664 [00] Lee Eighmy, Jr. (4070) to Tom Nick (3406)

**LARGEST SPREAD FROM 1<sup>st</sup> TO 12<sup>th</sup> • 12 GAMES • PINS (INCLUDING BONUS) (1979-80, 1982-88)**

- 910 [88] Bob Learn, Jr. (3059) to Mike Wright (2149)  
 544 [85] Ross Caruana, Jr. (2798) to George Warren, Jr. (2254)

**SMALLEST SPREAD FROM 1<sup>st</sup> TO 12<sup>th</sup> • 12 GAMES • PINS (INCLUDING BONUS) (1979-80, 1982-88)**

- 439 [87] Ken Berlin, Jr. (2909) to John Kaiser Ⓢ (2470)  
 449 [84] Tom Hickey (2856) to Rick Kupniewski (2407)

**GREATEST NUMBER OF TIED MATCHES • 17 GAME FINALS • FIELD (2013-15)**

- 2 [13] Gm 1 – Mike Shady vs. Michael Machuga – 300, Gm 1 – Lee Eighmy, Jr. vs. Rod Silman, Sr. – 216

**GREATEST NUMBER OF TIED MATCHES • 16 GAME FINALS • FIELD (1989-2012, 2016-current)**

- 6 [12] Gm 2 – Lee Eighmy, Jr. vs. Tom Lytle, Sr. – 188, Gm 4 – Kyle Twaroski vs. Dan Francis – 233,  
 Gm 8 – Tom Lytle, Sr. vs. Dan Francis – 213, Gm 9 – Ryan Lariccia vs. Greg Utegg – 214,  
 Gm 10 – Lee Eighmy, Jr. vs. Dan Francis – 268, Gm 14 – Lee Eighmy, Jr. vs. Jeff McKinley – 268  
 4 [10] Gm 2 – Ryan Lariccia vs. Dan Francis – 279, Gm 5 – T.J. Mitchell vs. David Warren – 236,  
 Gm 8 – Mike Shady vs. Todd Balko Ⓢ – 225 at LCL,  
 Gm 12 – Dan Francis vs. Beaver Clark – 269 at GGL

**GREATEST NUMBER OF TIED MATCHES • IN 1 ROUND of 16 GAME FINALS • FIELD (1989-2012, 2016-current)**

- 3 [10] Gm 2 – Ryan Lariccia vs. Dan Francis – 279, Gm 5 – T.J. Mitchell vs. David Warren – 236,  
 Gm 8 – Mike Shady vs. Todd Balko Ⓢ – 225 at LCL  
 [12] Gm 2 – Lee Eighmy, Jr. vs. Tom Lytle, Sr. – 188, Gm 4 – Kyle Twaroski vs. Dan Francis – 233,  
 Gm 8 – Tom Lytle, Sr. vs. Dan Francis – 213  
 [12] Gm 9 – Ryan Lariccia vs. Greg Utegg – 214, Gm 10 – Lee Eighmy, Jr. vs. Dan Francis – 268,  
 Gm 14 – Lee Eighmy, Jr. vs. Jeff McKinley – 268  
 [23] Gm 2 – Cody Tomlinson vs. Josh Dodson – 200, Gm 3 – Lou LaFuria vs. Michael Machuga – 238,  
 Gm 4 – Heather Lyon vs. T.J. Mitchell – 226 (first time in 3 consecutive games)



**GREATEST NUMBER OF TIED MATCHES • 16 GAME FINALS • FINALIST (1989-2012, 2016-current)**

- 3 Lee Eighmy, Jr. [12] Gm 2 – 188 vs. Tom Lytle, Sr. at NEL, Gm 10 – 268 vs. Dan Francis and Gm 14 – 268 vs. Jeff McKinley at EWL  
Dan Francis [12] Gm 4 – 233 vs. Kyle Twaroski and Gm 8 – 213 vs. Tom Lytle, Sr. at NEL  
Gm 10 – 268 vs. Lee Eighmy, Jr. at EWL [12]

**GREATEST NUMBER OF TIED MATCHES • IN 1 ROUND OF 16 GAME FINALS • FINALIST (1989-2012, 2016-current)**

- 2 George Warren, Jr., [94] Gm 5 – 223 vs. Greg Ebner and Gm 7 – 182 vs. Mark Hooks at LCL  
Bruce Baur [03] Gm 5 – 234 vs. Fuzzy Graham and Gm 7 – 215 vs. Ryan Lariccia at NEL  
Tom Lytle, Sr. [12] Gm 2 – 188 vs. Lee Eighmy, Jr. and Gm 8 – 213 vs. Dan Francis at NEL  
Dan Francis [12] Gm 4 – 233 vs. Kyle Twaroski and Gm 8 – 213 vs. Tom Lytle, Sr. at NEL  
Lee Eighmy, Jr. [12] Gm 10 – 268 vs. Dan Francis and Gm 14 – 268 vs. Jeff McKinley at EWL

**GREATEST NUMBER OF TIED MATCHES • 24 GAME FINALS • FIELD (1964-78, 1981)**

- 3 [74] Carl Young Ⓞ vs. Bryan Tuten (217), Tim Nick vs. Jim Moser Ⓞ, and Dr. Ted Ferretti vs. Tom Hickey at ELB

**GREATEST NUMBER OF TIED MATCHES • 24 GAME FINALS • FINALIST (1964-78, 1981)**

- 2 Ron Palombi, Sr. [67] Round 1 Gm 8 – 192 vs. Bill DeLuca Ⓞ and Round 2 Gm 4 – 214 vs. Bud Nick Ⓞ at COL

**GREATEST NUMBER OF TIED MATCHES • 12 GAME FINALS • FIELD (1979-80, 1982-88)**

- 2 [82] Ron Palombi, Jr. vs. David Hewett (193) and Ron Palombi, Sr. vs. Ray Sheridan Ⓞ (160)  
[85] Pat Malone Ⓞ vs. Dave Zimmerman (175) and George Warren, Jr. vs. John Mackowski (171)

**GREATEST NUMBER OF TIED MATCHES • 12 GAME FINALS • FINALIST (1979-80, 1982-88)**

- 1 Accomplished many ties

---

**OTHER TOURNAMENT RECORDS****YOUNGEST CHAMPION**

- 19 years 2 months • Joe Kweder [78]
- 19 years 3 months • Ken Berlin, Jr. [87] (10/27/67)

**YOUNGEST RUNNER UP**

- 17 years 10 months • Killian Kilpatrick [20] (3/11/02)
- 18 years 7 months • Hayden Stippich [19]

**YOUNGEST QUALIFYING CHAMPION**

- 18 years 7 months • Hayden Stippich [19] (6/27/00)
- 19 years 6 months • Ron Palombi, Jr. [82] (6/27/82)

**YOUNGEST FINALIST**

- 15 years 10 months • Killian Kilpatrick [18] (3/11/02) (ALSO THE NEXT YEAR)
- 16 years 11 months • Kylv Twaroski [12] (2/6/95)

**YOUNGEST FINALS MATCH**

- 32 Killian Kilpatrick 15 vs. Hayden Stippich 17 [18]

**OLDEST CHAMPION**

- 58 years 6 months • Carl Young Ⓟ [75] (7/7/16)
- 57 years 5 months • Pat Malone Ⓟ [11] (8/8/53), 57 years 4 months • Mike Shady [23] (9/23/65)

**OLDEST RUNNER UP**

- 54 years 8 months • Bryan Tuten [94] (5/ /40)

**OLDEST QUALIFYING CHAMPION**

- 57 years 6 months • Carl Young Ⓟ [74] (7/7/16)
- 54 years 8 months • Bryan Tuten [94] (5/ /40)

**OLDEST FINALIST**

- 66 years 5 months • Pat Malone Ⓟ [20] (8/8/53)
- 64 years 6 months • Carl Young Ⓟ [81] (7/7/16)

**OLDEST FINALS MATCH**

- 125 Pat Malone Ⓟ 66 vs. Ned Bent 59 [20]

**LOWEST QUALIFYING SEED TO BECOME CHAMPION (10 or 16 GAME QUALIFIER/16-GAME FINALS FORMAT)**

- 16 Jim Moats [09] ELB, WWL, CLL & RML (tied for the 16<sup>th</sup> qualifying spot, won a rolloff)
- 15 Ron Palombi, Jr., [94] EWL, SBL, LCL & PIL (was in 59<sup>th</sup> after 8 qualifying games)

**MOST HALL OF FAME FINALISTS – 12 FINALISTS**

- 10 1982 (19<sup>th</sup>) and 1987 (24<sup>th</sup>)

**MOST HALL OF FAME FINALISTS – 16 FINALISTS**

12 1994 (31<sup>st</sup>)

**FEMALE FINALISTS**

Shelly Ferretti (Machuga) • [05] – finished 12<sup>th</sup>

Heather Lyon • [23] – finished 15<sup>th</sup>

**MOST YEARS BETWEEN TITLES**

32 Pat Malone ◉ [79] to [11]

25 Michael Machuga [97] to [22]

**MOST YEARS BETWEEN QUALIFYING TITLES**

33 Ron Palombi, Jr. [82] to [15]

21 Bryan Tuten [73] to [94]

**MOST YEARS BETWEEN FINALS' APPEARANCES**

44 Pat Malone ◉ [76] to [20] (6 decades)

40 Ross Caruana, Jr. [83] to [23] (5 decades)

**MOST TIMES-NEWS TOURNAMENTS**

52 Bob Montgomery

51 Buddy Malone

**CHAMPIONS IN THEIR FIRST TIMES-NEWS TOURNAMENT**

Tom Hickey [64] • John Hriscina ◉ [73] • Joe Kweder [78]

Ken Berlin, Jr. [87] • Lee Eighmy, Jr. [98] • Jim Moats [09]

**LARGEST TURNOVER OF FINALISTS • 12 FINALISTS (1964-88)**

12 1977 Finals to the 1978 Finals

**LARGEST TURNOVER OF FINALISTS • 16 FINALISTS (1989-current)**

13 1998 Finals to the 1999 Finals

12 2002 Finals to the 2003 Finals, 2004 Finals to the 2005 Finals & 2009 Finals to the 2010 Finals

**LARGEST NUMBER OF 1<sup>ST</sup> TIME FINALISTS • 16 FINALISTS (1989-current)**

9 Finalists for the 1996 • 33<sup>rd</sup> Annual Times-News Open

**SMALLEST NUMBER OF 1<sup>ST</sup> TIME FINALISTS • 16 FINALISTS (1989-current)**

1 Finalists for the 2011 • 48<sup>th</sup> Annual Times-News Open

2 Finalists for the 2001 • 38<sup>th</sup> Annual Times-News Open, Finalists for the 2004 • 41<sup>st</sup> Annual Times-News Open, Finalists for the 2014 • 51<sup>st</sup> Annual Times-News Open, Finalists for the 2020 • 57<sup>th</sup> Annual Times-News Open, Finalists for the 2022 • 59<sup>th</sup> Annual Times-News Open, Finalists for the 2023 • 60<sup>th</sup> Annual Times-News Open

**LARGEST NUMBER OF 1<sup>ST</sup> TIME FINALISTS • 12 FINALISTS (1964-88)**

9 Finalists for the 1965 • 2<sup>nd</sup> Annual Times-News Open

**SMALLEST NUMBER OF 1<sup>ST</sup> TIME FINALISTS • 12 FINALISTS (1964-88)**

1 Finalists for the 1969 & 1982 • 6<sup>th</sup> & 19<sup>th</sup> Annual Times-News Open

**LARGEST NUMBER OF PAST CHAMPIONS in FINALS • 16 FINALISTS (1989-current)**

- 6 Finalists for the 1992 • 29<sup>th</sup> Annual Times-News Open
- 5 Finalists for the 2006 • 43<sup>rd</sup> Annual Times-News Open, Finalists for the 2007 • 44<sup>th</sup> Annual Times-News Open  
Finalists for the 2011 • 48<sup>th</sup> Annual Times-News Open, Finalists for the 2014 • 51<sup>st</sup> Annual Times-News Open  
Finalists for the 2015 • 52<sup>nd</sup> Annual Times-News Open, Finalists for the 2020 • 57<sup>th</sup> Annual Times-News Open

**MOST TN TITLES in FINALS • 16 FINALISTS**

- 22 Finalists for the 2014 • 51<sup>st</sup> Annual Times-News Open  
Ron Palombi, Jr. (6), Lee Eighmy, Jr. (5), Mike Shady (5), Pat Malone Ⓟ (5), Steve Benke (1)
- 22 Finalists for the 2020 • 57<sup>th</sup> Annual Times-News Open  
Lee Eighmy, Jr. (8), Mike Shady (6), Pat Malone Ⓟ (5), Michael Machuga (2), T.J. Mitchell (1)

**MOST TN AWARD WINNERS in FINALS (DEFINED AS TITLE, RUNNER-UP OR QUALIFYING TITLE) • 16 FINALISTS (1989-current)**

- 61 Finalists for the 2014 • 51<sup>st</sup> Annual Times-News Open (Title-Runner Up-Qualifying)  
Ron Palombi, Jr. (6-2-4), Pat Malone Ⓟ (5-5-4), Mike Shady (5-4-6), Lee Eighmy, Jr. (5-2-4), Steve Benke (1-1-0),  
Bob Kane, Jr. (0-1-1), Tom Lytle, Sr. (0-1-1), Lou LaFuria (0-1-0), Cory Bithell (0-1-0), Beaver Clark (0-0-1)
- 59 Finalists for the 2020 • 57<sup>th</sup> Annual Times-News Open (Title-Runner Up-Qualifying)  
Mike Shady (6-4-7), Lee Eighmy, Jr. (8-3-5), Pat Malone Ⓟ (5-5-4), Michael Machuga (2-2-2), T.J. Mitchell (1-0-1),  
Cory Bithell (0-2-0), Hayden Stippich (0-1-1)

**SMALLEST NUMBER OF PAST CHAMPIONS in FINALS • 16 FINALISTS (1989-current)**

- 1 Finalist for the 1998 • 35<sup>th</sup> Annual Times-News Open
- 2 Finalist for the 2021 • 58<sup>th</sup> Annual Times-News Open

**LARGEST NUMBER OF PAST CHAMPIONS in FINALS • 12 FINALISTS (1964-88)**

- 4 Finalists for the 1968, 1981, 1982, 1984, & 1988 Times-News Opens

**SMALLEST NUMBER OF PAST CHAMPIONS in FINALS • 12 FINALISTS (1964-88)**

- 1 Finalist for the 1965, 1971, 1973, & 1985 Times-News Opens

**LARGEST TOURNAMENT FIELD**

- 224 Participants for the 2013 • 50<sup>th</sup> Annual Times-News Open
- 184 Participants for the 2020 • 57<sup>th</sup> Annual Times-News Open

**SMALLEST TOURNAMENT FIELD**

- 39 Participants for the 1983 • 20<sup>th</sup> Annual Times-News Open
- 54 Participants for the 1984 • 21<sup>st</sup> Annual Times-News Open

**PERFECT GAMES BY HUSBAND & WIFE • ANY YEAR**

John Ferretti (1) [10] at EWL & Shelly Ferretti (1) [05] at NEL

**PERFECT GAMES BY BROTHER & SISTER • ANY YEAR**

Michael Machuga (5) – [97] at RML, [13] (2) at WWL, ELB, [16] at RML & [16] at WWL &  
Shelly Ferretti (Machuga) (1) [05] at NEL

**FATHER & SON COMBINATION IN THE FINALS • SAME YEAR**

Buddy & Pat Malone Ⓟ [79, 82 & 86] • George & Dave Warren [95 & 00]  
Vince Sr. Ⓟ & Vince Sitter, Jr. Ⓟ [66] • Ron Sr. & Ron Palombi, Jr. [82]

**BROTHER COMBINATION IN THE FINALS • SAME YEAR**

George Warren, Jr. & Steve Warren [85-86, 93, 98, 02]  
 Don Stanyard & Jon Stanyard [96], Randy Prue & Jeff Prue [13]

**FATHER & DAUGHTER COMBINATION IN THE FINALS • ANY YEAR**

Dick Machuga (1) & Shelly Ferretti (Machuga) (1)

**FATHER & SON COMBINATION IN THE FINALS • ANY YEAR**

George Warren, Sr. Ⓞ (1), George Jr. (11), Steve (11) & Dave (10)<sup>1</sup>  
 Dave Mackowski Sr. Ⓞ (2), Dave Jr. (5), Dan Sr. (5), Dan Jr. (3)<sup>1</sup> <sup>1</sup>(3 generations)  
 Fred Jacobs Ⓞ (2), Ken Ⓞ (4) & John Ⓞ (1), Chris (1)<sup>1</sup>  
 Dr. Ted Ferretti (1), Rick (1) & John (5) • Buddy Malone (7) & Pat Ⓞ (31)  
 Carl Young Ⓞ (6) & Jim (1) • Bud Nick Ⓞ (5), Tim (7) & Tom (2) • Jack Mackowski Ⓞ (3) & John (9)  
 Ron Palombi, Sr. (4) & Ron Jr. (20) • Vince Sitter, Sr. Ⓞ (1) & Vince Jr. Ⓞ (2)  
 Dick Machuga (1) & Mike (12) • Tom Hickey (12) & Cain (1) • Ange DeSantis Ⓞ (1) & Ben Ⓞ (3)  
 Chuck Tuzynski, Sr. (6) & Charlie (1), Mark Wattle (2) & Jesse (1)

**BROTHER & SISTER COMBINATION IN THE FINALS • ANY YEAR**

Michael Machuga (12) & Shelly Ferretti (Machuga) (1)

**BROTHER COMBINATION IN THE FINALS • ANY YEAR**

Rick Berlin Ⓞ (1), Ken Berlin, Jr. (4) & Greg Berlin (3)  
 George Warren, Jr. (11) & Steve Warren (11) • Jack Mackowski Ⓞ (3) & Dave Mackowski, Sr. Ⓞ (2)  
 Dan Mackowski, Sr. (5) & Dave Mackowski, Jr. (5) • Rich Dombkowski (2) & Bob Dombkowski (1)  
 Don Stanyard (1) & Jon Stanyard (1) • Ron Lytle (2) & Tom Lytle, Sr.(13), David Hewett (3) & Chuck Hewett (1)  
 Ken Jacobs Ⓞ (4) & John Jacobs Ⓞ (1) • Randy Prue (3) & Jeff Prue (4)

**HUSBAND & WIFE COMBINATION IN THE FINALS • ANY YEAR**

John Ferretti (5) & Shelly Ferretti (Machuga) (1)

**FORMATS**

- 16 game qualifier (8-8), 8 game semi-final, 24 game finals (8-8-8) (12 finalists, 2-game matches), winner determined by point system (1 point for match win, 1 point for 200 game & 1 point for every 10 pins over 200 - [64]
- 12 game qualifier (6-6), 8 game semi-final, 24 game finals (8-8-8) (12 finalists, 2-game matches, 50 pin bonus), winner determined by 24 game finals pinfall plus bonus – [65-78]
- 12 game qualifier (6-6), 12 game finals (6-6) (12 finalists, 1-game matches, 30 pin bonus), winner determined by 24 game finals plus qualifier plus bonus – [79 & 80]
- 12 game qualifier (6-6), 6 game semi-final, 12 game finals (12 finalists, 2-game matches, 30 pin bonus), winner determined by 24 game finals plus bonus – [81]
- 12 game qualifier (6-6), 6 game semi-final, 12 game finals (12 finalists, 1-game matches, 30 pin bonus), winner determined by 30 game finals plus qualifier plus bonus – [82 & 83]
- 10 game qualifier (5-5), 12 game finals (12 finalists, 1-game matches, 30 pin bonus), winner determined by 12 game finals plus bonus – [84-88]
- 10 game qualifier (5-5), 16 game finals (16 finalists, 1-game matches, 30 pin bonus), winner determined by 16 game finals plus bonus – [89-12]
- 10 game qualifier (5-5), 6 game semi-final, 17 game finals (16 finalists, 1-game matches, 2-game position round match, 30 pin bonus), winner determined by 17 game finals plus bonus – [13-15]
- 10 game qualifier (5-5), 6 game semi-final, 16 game finals (16 finalists, 1-game matches, 1-game position round match, 30 pin bonus), winner determined by 16 game finals plus bonus – [16-current]

**TOURNAMENT CHAIRMEN**

1964-67 – Dom Colelli  • 1968-1981 – Ray Calabrese  • 1982 – Rick Klaphor • 1983-present – David O. Hewett

**LEGEND FOR BOWLING ESTABLISHMENTS:**

**BAD** - Berry Auditorium (closed)

**COL** – Coliseum Lanes (closed)

**ELB** – Eastland Bowl (20)

**FTL** – Frontier Lanes (closed) (12)

**LCL** – Lake City Lanes (16)

**NEL** – North East Lanes (closed) (18)

**PPL** – Perry Plaza Lanes (renamed Classic Lanes) (20)

**SBL** – Suburban Lanes (renamed Westway Lanes) (28)

**CLL** - Classic Lanes (formerly Perry Plaza Lanes, closed) (20)

**EBL** – Edinboro Lanes (closed)

**EWL** – Eastway Lanes (40)

**GGL** – Greengarden Lanes (24)

**LWL** – Lakewood Lanes (renamed Presque Isle) (20)

**PIL** – Presque Isle Lanes (formerly Lakewood Lanes, closed) (20)

**RML** – Rolling Meadow Lanes (26) (From 32)

**WWL** – Westway Lanes (formerly Suburban Lanes) (24) (From 28)

---

**SPECIAL NOTE REGARDING RECORDS** : Every attempt has been made to ensure that the records listed above are accurate. Information is rather sparse & incomplete for years prior to 85 and, therefore, may lead to incorrect record listings. If you have information to help ensure the completeness of this listing please contact the Tournament Director.

---

 – Deceased